

MedCo Registration Solutions

MedCo Management Information

1st September 2025



Operational (Not Suspended) Medco Users 1st September 2025

- 32 MROs
- 470 Operational, accredited Medical Experts
- 1,076 Authorised Users

Overview of Medco Activity for August 2025

92% of selections were for represented claims, with 8% being unrepresented via the Official Injury Claim Service

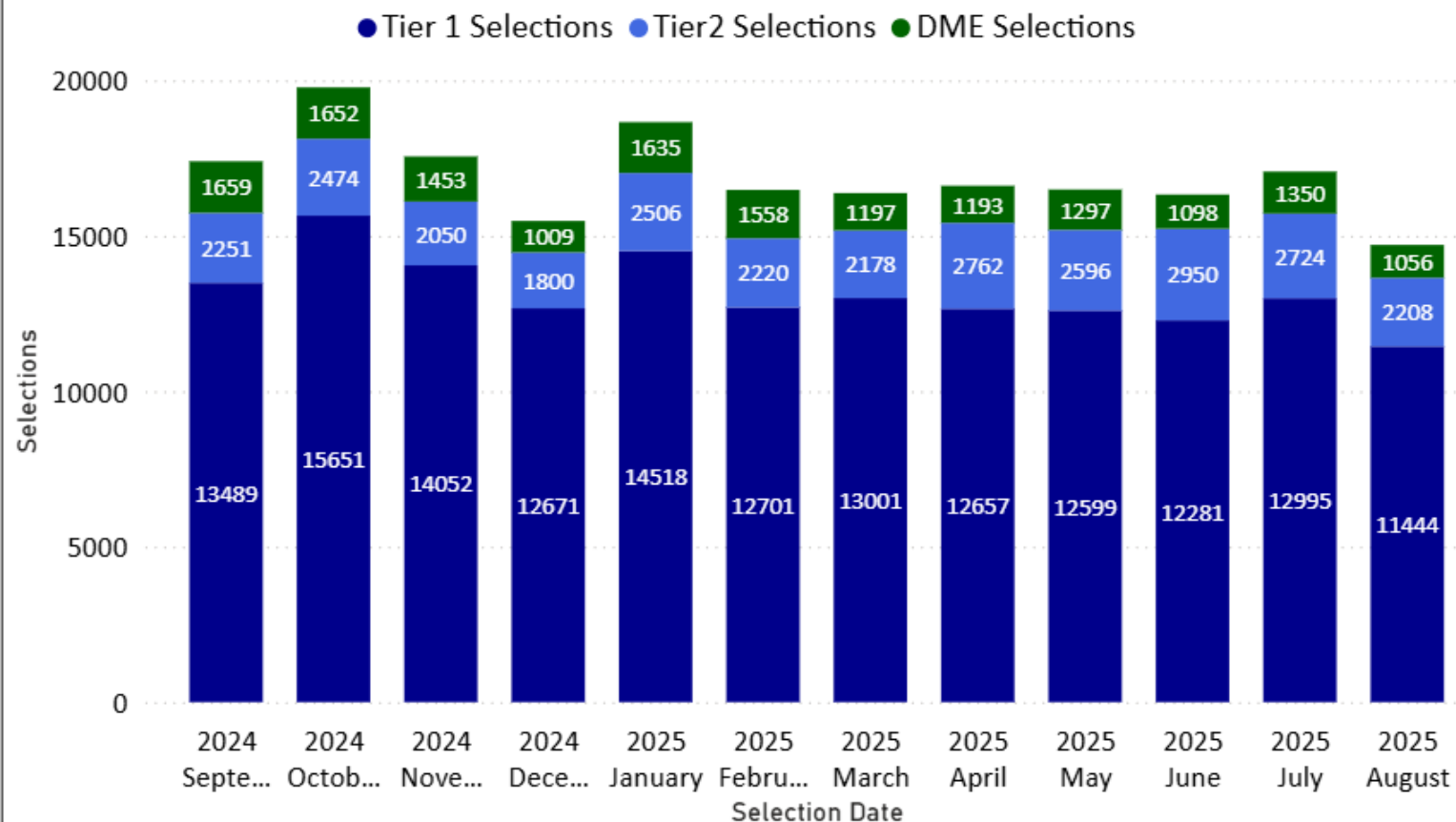
Searches and Selections-Represented Cases:

- 13,652 searches in August 2025 resulting in the selection of an MRO
- 1,056 searches resulting in the selection of a Direct Medical Expert (DME)
- 39% of DME selections were for GPs
- 52% of DME selections were for physiotherapists

Searches and Selections-Unrepresented Cases (using the Official Injury Claim Service):

- 482 searches in August 2025 resulting in the selection of an MRO
- 797 searches resulting in the selection of a Direct Medical Expert (DME)
- 96.2% of DME selections were for GPs
- 3.5% of DME selections were for physiotherapists

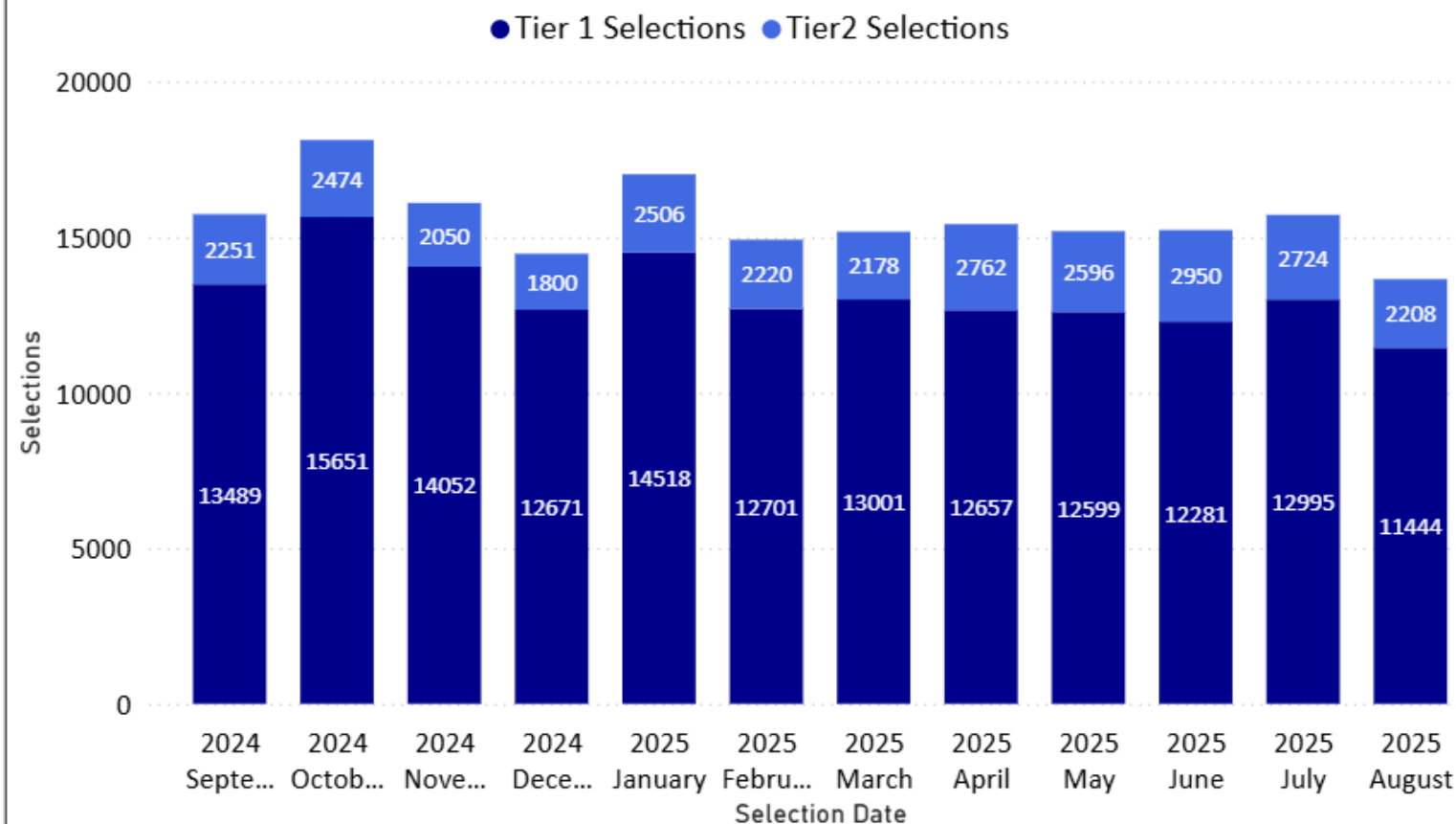
Represented Selections by User Type



Represented Selections % by User Type

Year	Month	% Tier 1 Selections	% Tier2 Selections	% DME Selections
2024	September	78%	13%	10%
2024	October	79%	13%	8%
2024	November	80%	12%	8%
2024	December	82%	12%	7%
2025	January	78%	13%	9%
2025	February	77%	13%	9%
2025	March	79%	13%	7%
2025	April	76%	17%	7%
2025	May	76%	16%	8%
2025	June	75%	18%	7%
2025	July	76%	16%	8%
2025	August	78%	15%	7%
Total		78%	14%	8%

Represented MRO Selections by Tier Type

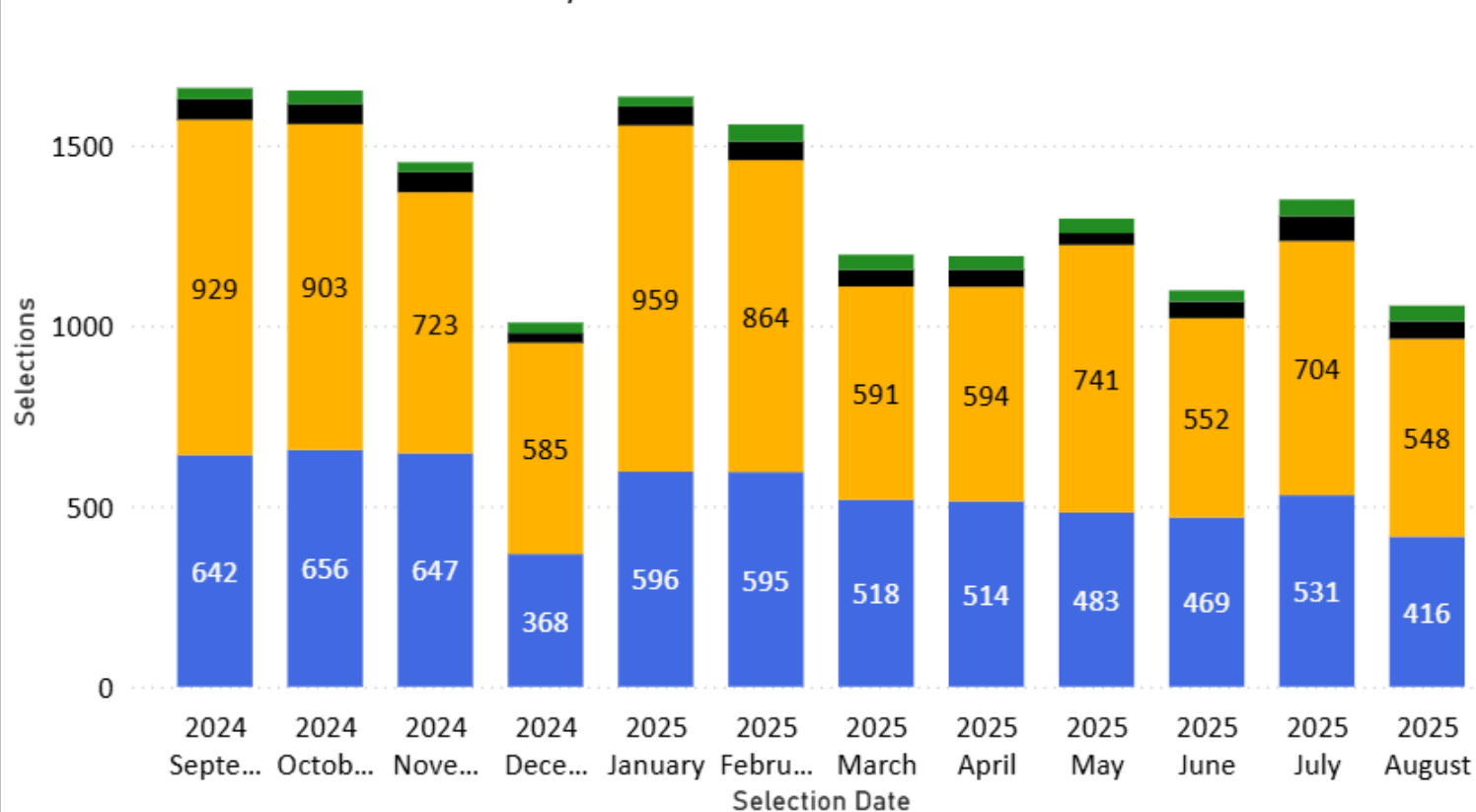


Represented MRO Selections % by Tier Type

Year	Month	MRO Selections	T1 % Selections	T2 % Selections
2024	September	15740	86%	14%
2024	October	18125	86%	14%
2024	November	16102	87%	13%
2024	December	14471	88%	12%
2025	January	17024	85%	15%
2025	February	14921	85%	15%
2025	March	15179	86%	14%
2025	April	15419	82%	18%
2025	May	15195	83%	17%
2025	June	15231	81%	19%
2025	July	15719	83%	17%
2025	August	13652	84%	16%
Total		186778	85%	15%

Represented DME Selections by Specialism

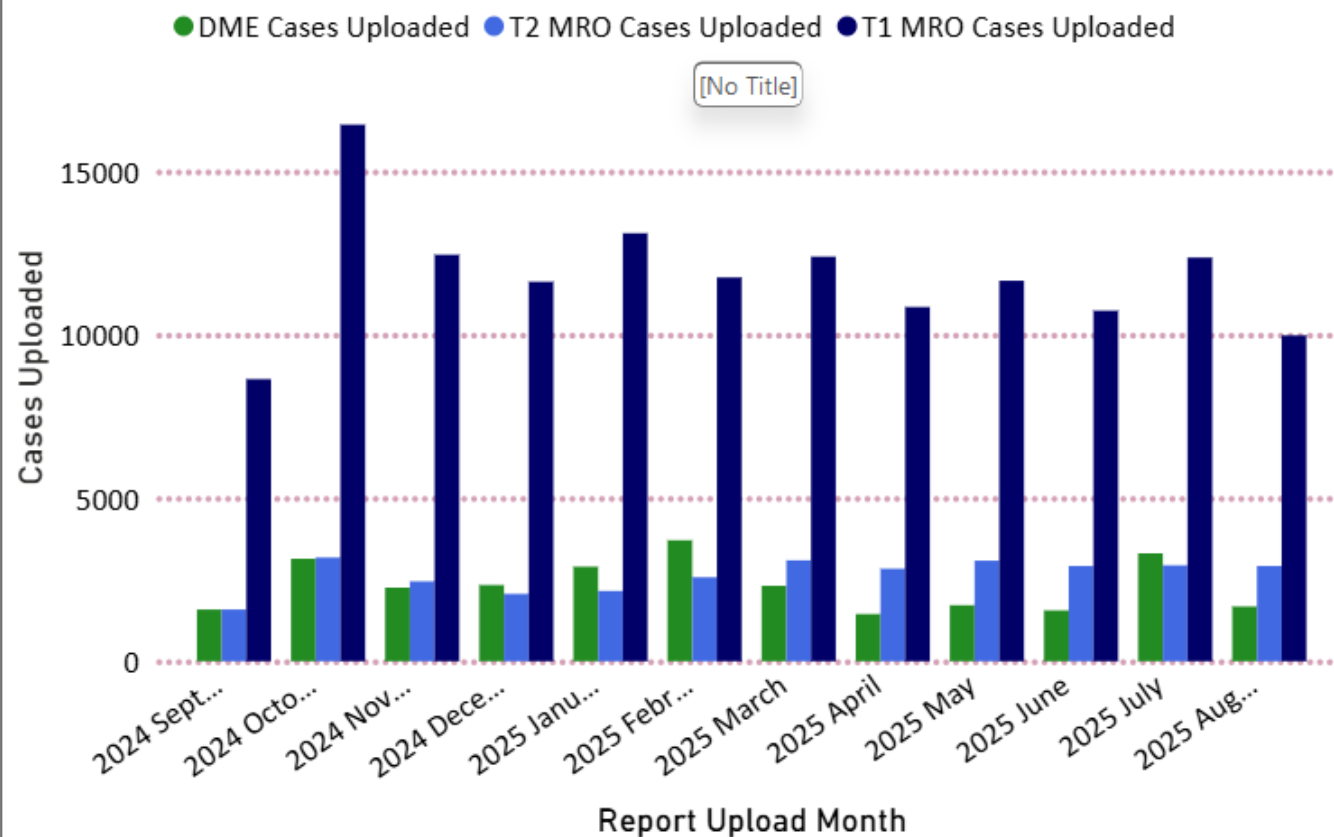
● GP ● Physio ● Cons. Ortho. ● Consultant AE



Represented DME Selections by Specialism

Year	Month	% GP	% Physio	% Cons. Ortho.	% Cons. AE
2024	September	39%	56%	3%	2%
2024	October	40%	55%	3%	2%
2024	November	45%	50%	4%	2%
2024	December	36%	58%	3%	3%
2025	January	36%	59%	3%	2%
2025	February	38%	55%	3%	3%
2025	March	43%	49%	4%	4%
2025	April	43%	50%	4%	3%
2025	May	37%	57%	3%	3%
2025	June	43%	50%	4%	3%
2025	July	39%	52%	5%	3%
2025	August	39%	52%	5%	4%
Total		40%	54%	4%	3%

Case Reports Uploaded by Month

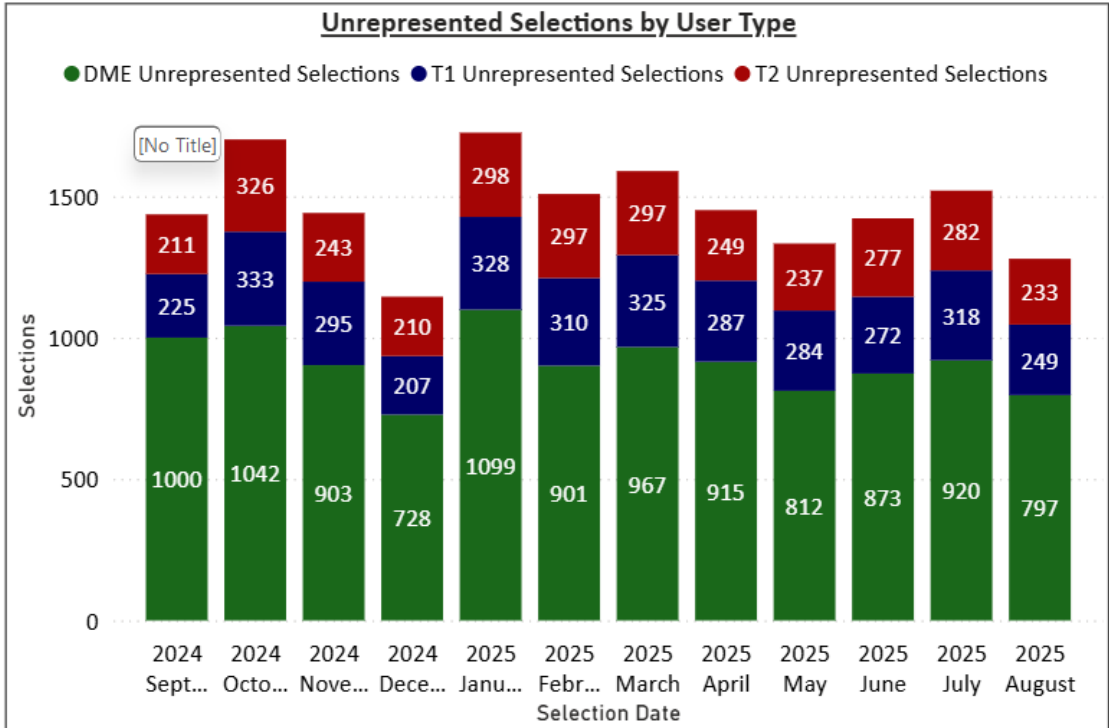
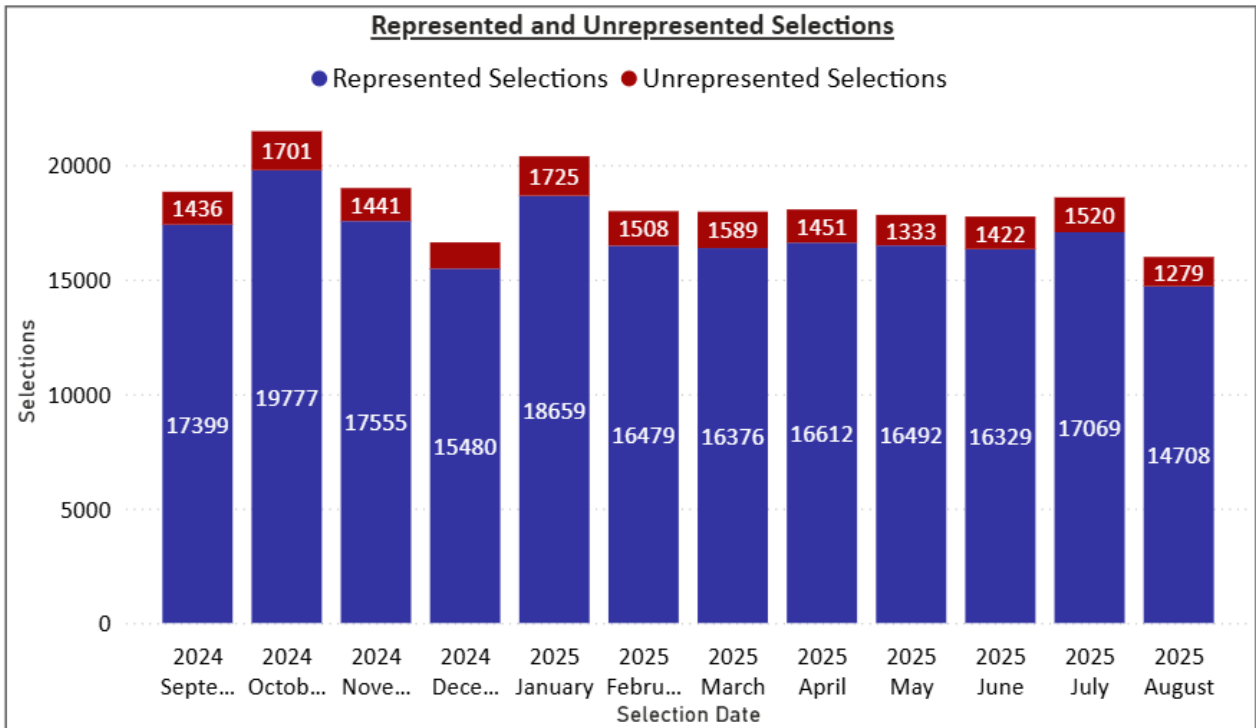


Year	Month	DME Cases Uploaded	T2 MRO Cases Uploaded	T1 MRO Cases Uploaded
2024	September	1585	1586	8641
2024	October	3139	3177	16434
2024	November	2254	2447	12450
2024	December	2334	2063	11622
2025	January	2896	2153	13108
2025	February	3705	2572	11754
2025	March	2311	3091	12392
2025	April	1444	2834	10848
2025	May	1715	3080	11653
2025	June	1557	2917	10737
2025	July	3306	2937	12363
2025	August	1677	2917	9979
Total		27923	31774	141981

Unrepresented Selections via Official Injury Claims

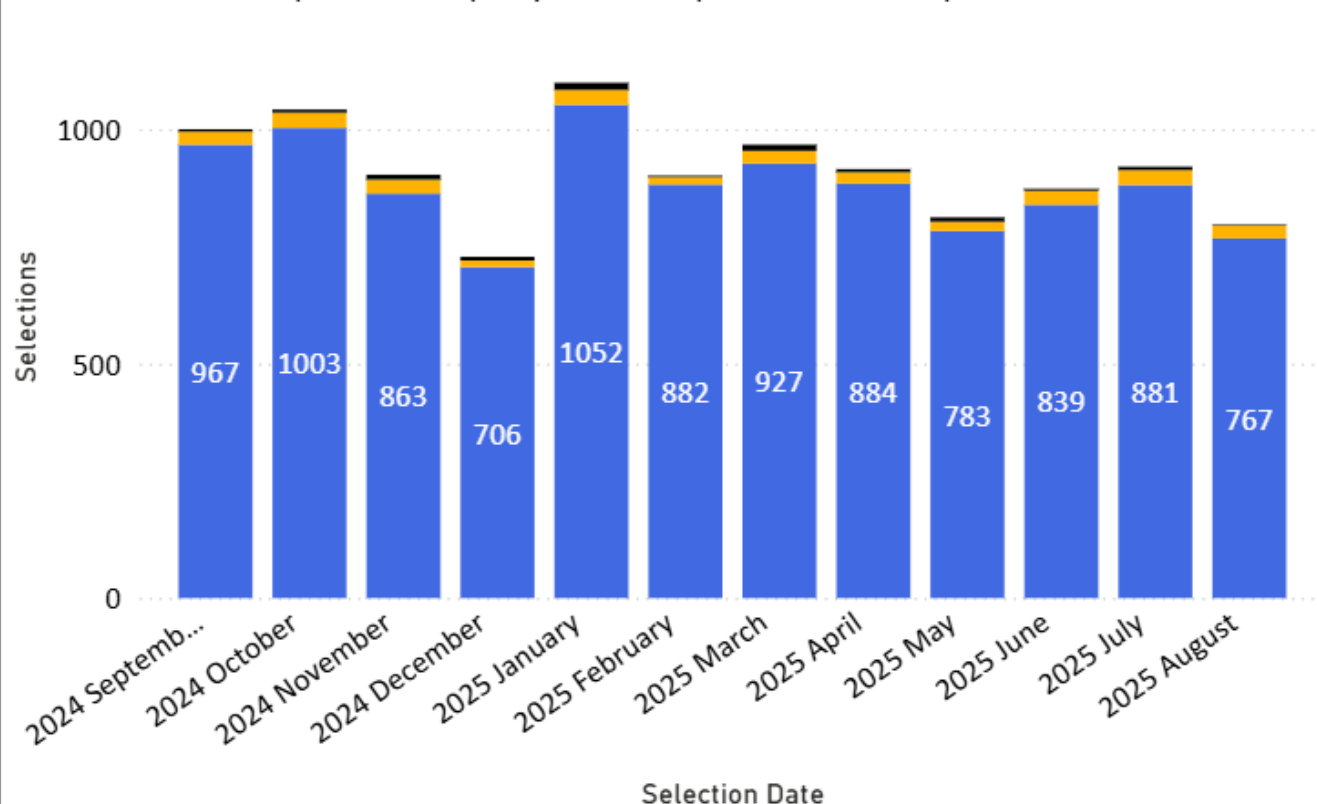
A total of 220,485 Medco searches resulting in a selection of a medical report provider were made during the period September 2024 to August 2025. Of these 17,550 were made by unrepresented claimants via the OIC service.

During this period, unrepresented claimants selected a medical reporting organisation (MRO) to provide their medical report on 6,593 (38%) occasions and directly instructed medical experts (DMEs) 10,957 (62%) times.



Unrepresented DME Selections by Specialism

● Unrep GP ● Unrep Physio ● Unrep Cons AE ● Unrep Cons Ortho



Year	Month	% Unrep GP	% Unrep Physio	% Unrep Cons AE	% Unrep Cons Ortho
2024	September	96.7%	2.8%		0.5%
2024	October	96.3%	3.1%	0.1%	0.6%
2024	November	95.6%	3.2%	0.1%	1.1%
2024	December	97.0%	1.9%		1.1%
2025	January	95.7%	2.9%		1.4%
2025	February	97.9%	1.8%		0.3%
2025	March	95.9%	2.8%		1.3%
2025	April	96.6%	2.6%	0.1%	0.7%
2025	May	96.4%	2.5%		1.1%
2025	June	96.1%	3.4%		0.5%
2025	July	95.8%	3.5%		0.8%
2025	August	96.2%	3.5%		0.3%
Total		96.3%	2.8%	0.0%	0.8%