

MedCo Registration Solutions

MedCo Management Information

1st March 2025



Operational (Not Suspended) Medco Users 1st March 2025

- 35 MROs
- 521 Operational, accredited Medical Experts
- 1,113 Authorised Users

Overview of Medco Activity for February 2025

92% of selections were for represented claims, with 8% being unrepresented via the Official Injury Claim Service

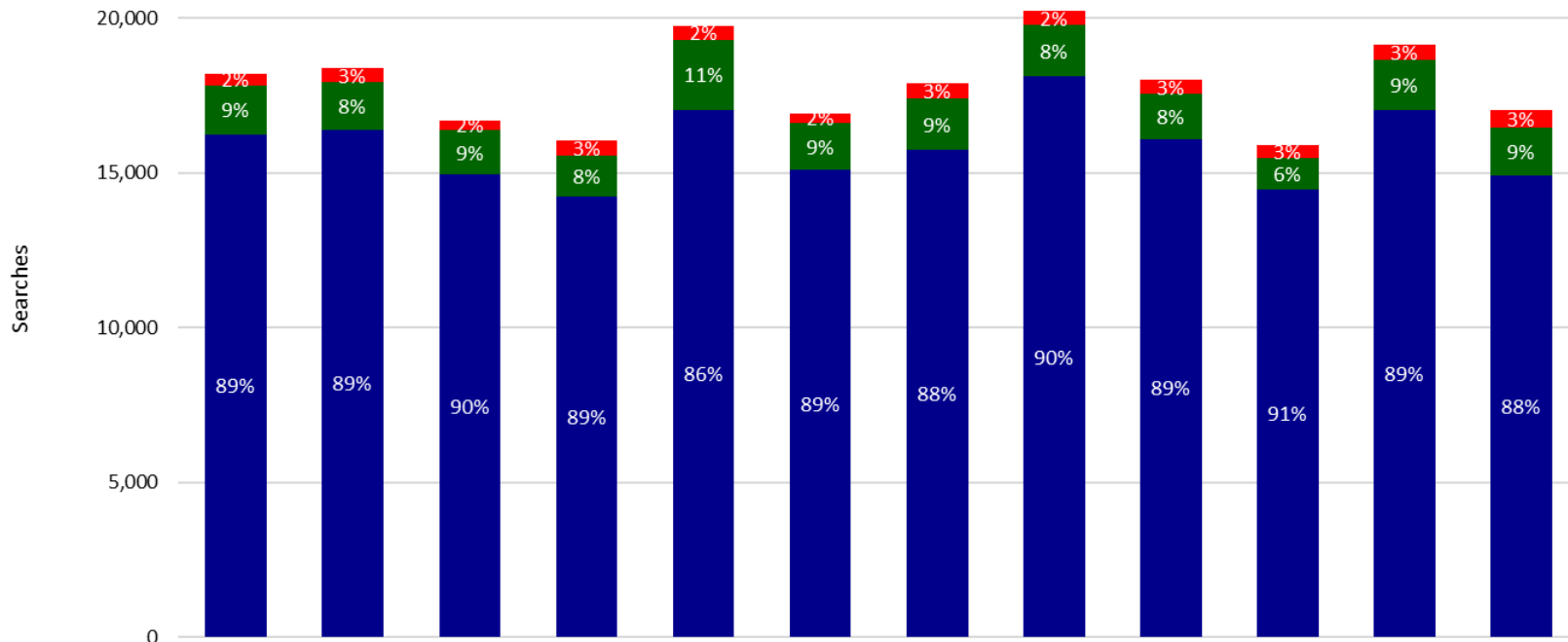
Searches and Selections-Represented Cases:

- 14,921 searches in February 2025 resulting in the selection of an MRO
- 1,558 searches resulting in the selection of a Direct Medical Expert (DME)
- 38% of DME selections were for GPs
- 55% of DME selections were for physiotherapists

Searches and Selections-Unrepresented Cases (using the Official Injury Claim Service):

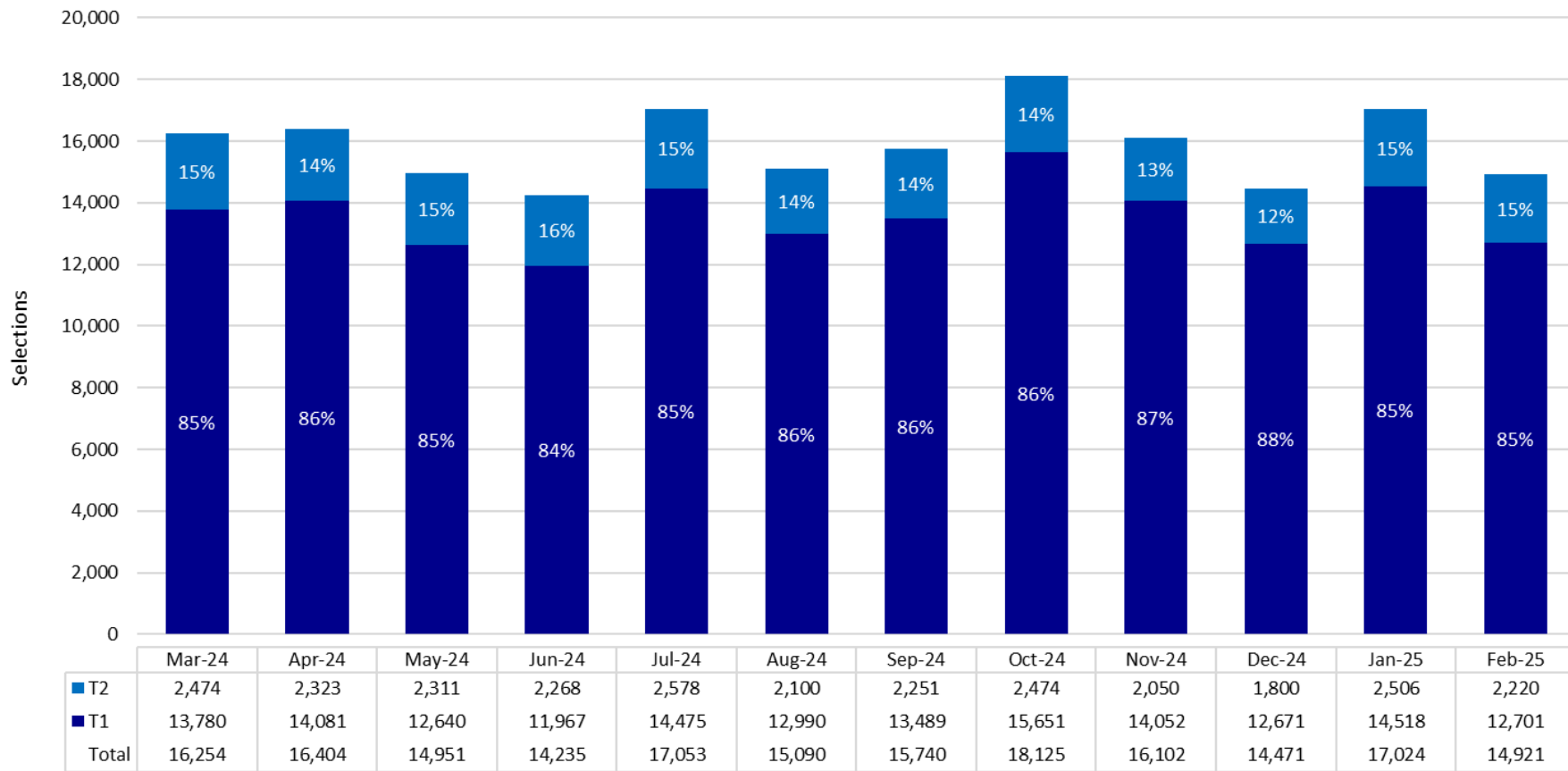
- 607 searches in February 2025 resulting in the selection of an MRO
- 901 searches resulting in the selection of a Direct Medical Expert (DME)
- 98% of DME selections were for GPs
- 1.8% of DME selections were for physiotherapists

Total Represented Searches and Selections-March 2024 to February 2025

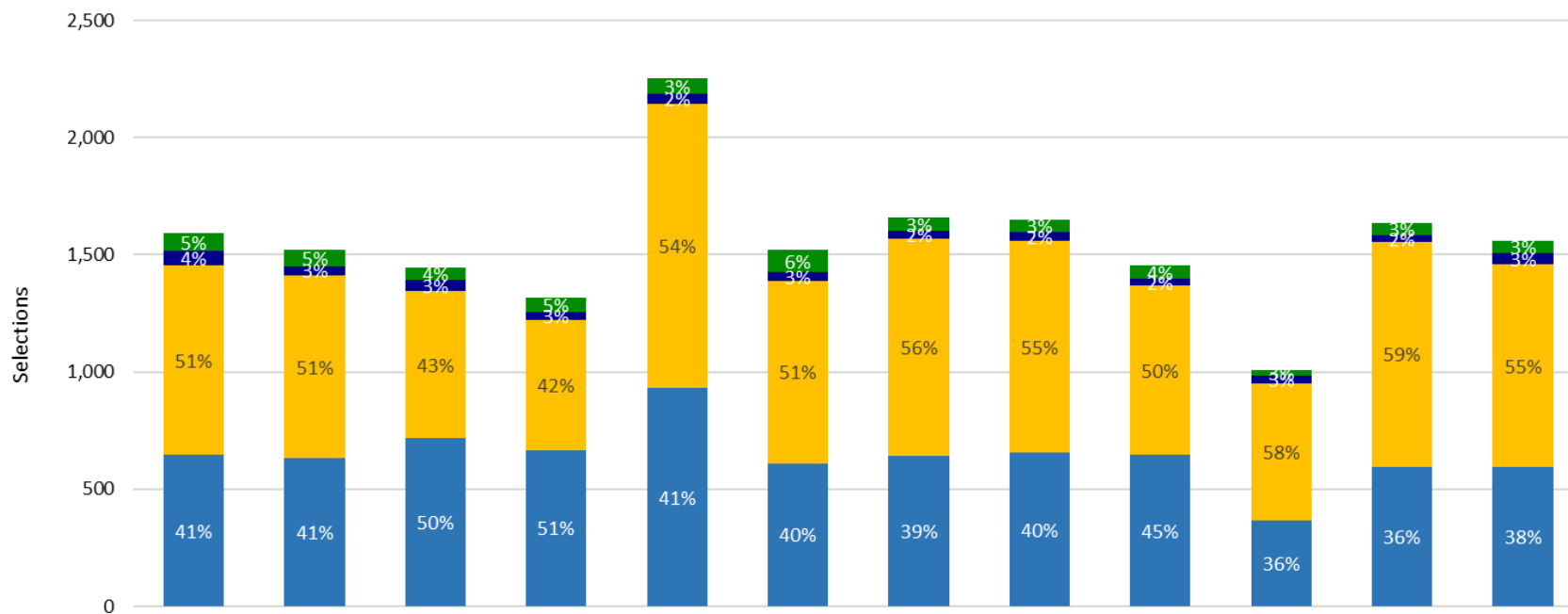


	Mar-24	Apr-24	May-24	Jun-24	Jul-24	Aug-24	Sep-24	Oct-24	Nov-24	Dec-24	Jan-25	Feb-25
No Selection	359	462	309	509	463	328	512	466	464	419	500	558
DMEs	1,591	1,521	1,444	1,318	2,252	1,520	1,659	1,652	1,453	1,009	1,635	1,558
MROs	16,254	16,404	14,951	14,235	17,053	15,090	15,740	18,125	16,102	14,471	17,024	14,921
Total Searches	18,204	18,387	16,704	16,062	19,768	16,938	17,911	20,243	18,019	15,899	19,159	17,037

Represented MRO Selections by Tier Type-March 2024 to February 2025

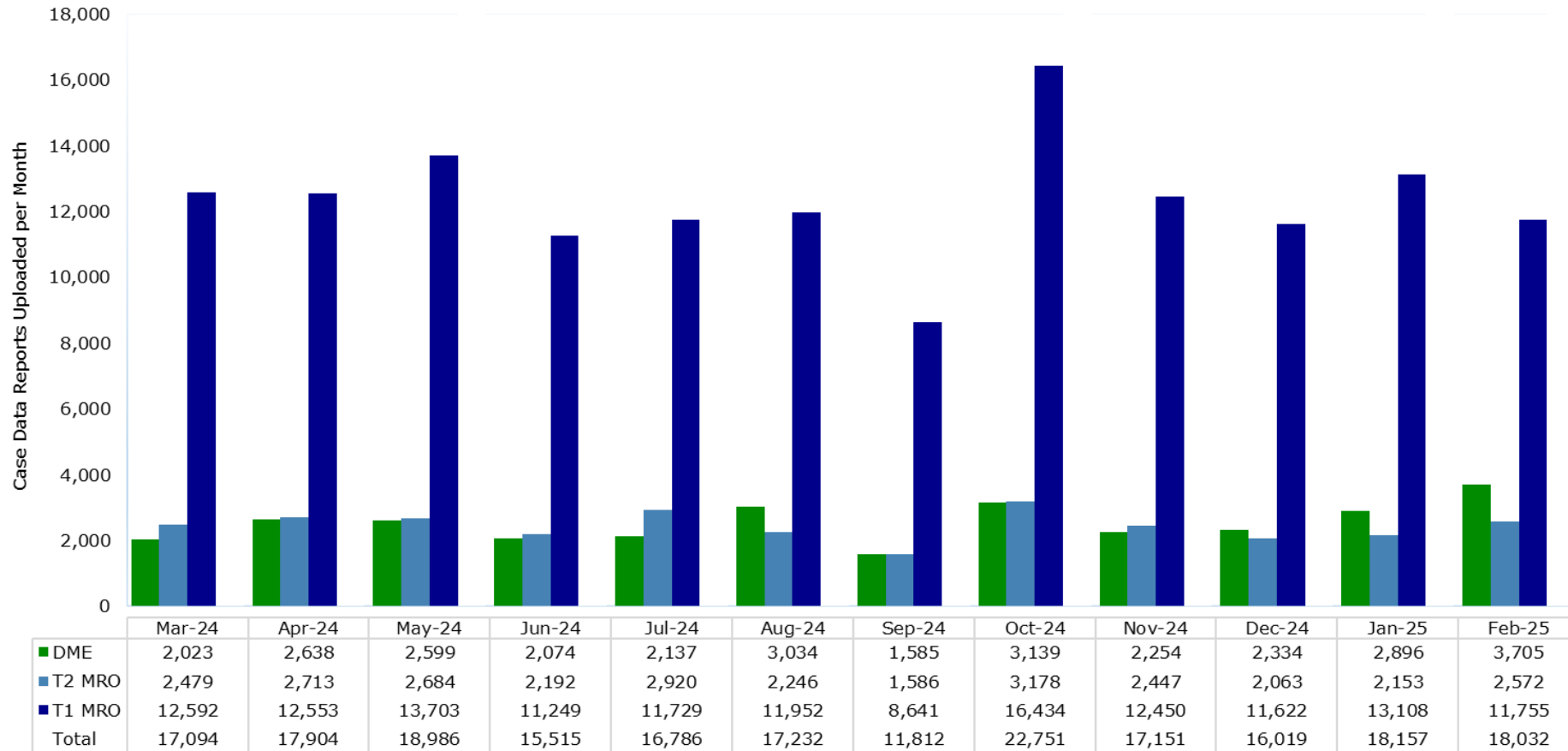


Represented Selections of Direct Medical Experts by Specialism
March 2024 to February 2025



	Mar-24	Apr-24	May-24	Jun-24	Jul-24	Aug-24	Sep-24	Oct-24	Nov-24	Dec-24	Jan-25	Feb-25
■ Consultant Orth. Surgery	73	70	53	62	65	93	57	56	56	27	53	51
■ Consultant AE Medicine	65	39	47	35	43	39	31	37	27	29	27	48
■ Physiotherapist	806	781	625	553	1,213	777	929	903	723	585	959	864
■ General Practitioner	647	631	719	668	931	611	642	656	647	368	596	595
Total	1,591	1,521	1,444	1,318	2,252	1,520	1,659	1,652	1,453	1,009	1,635	1,558

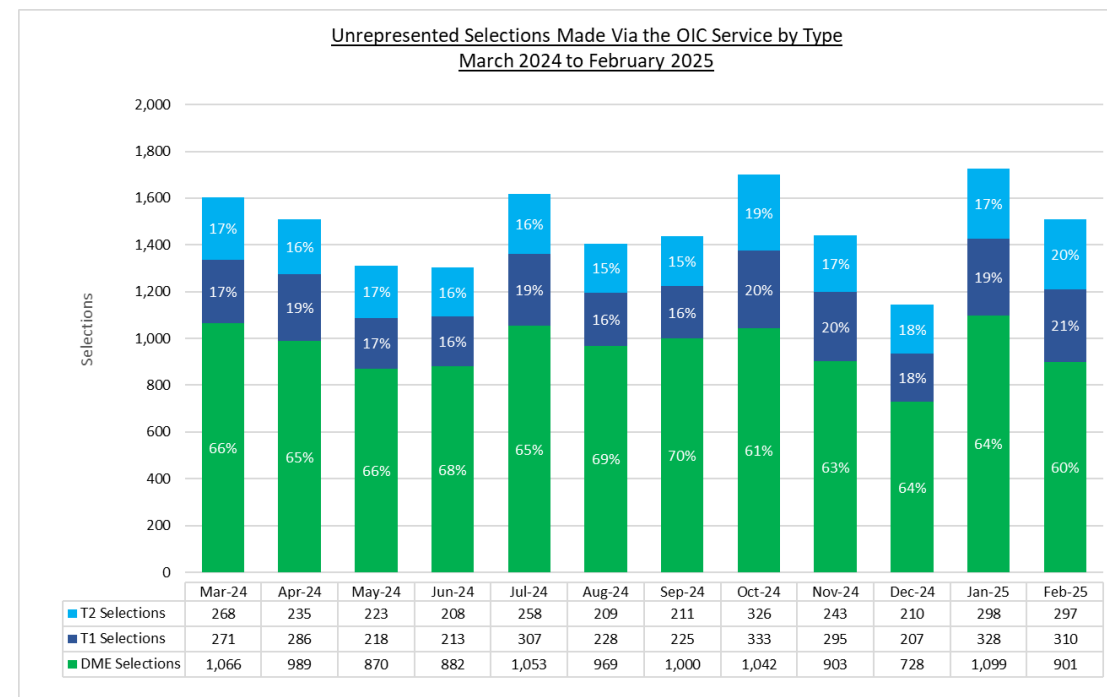
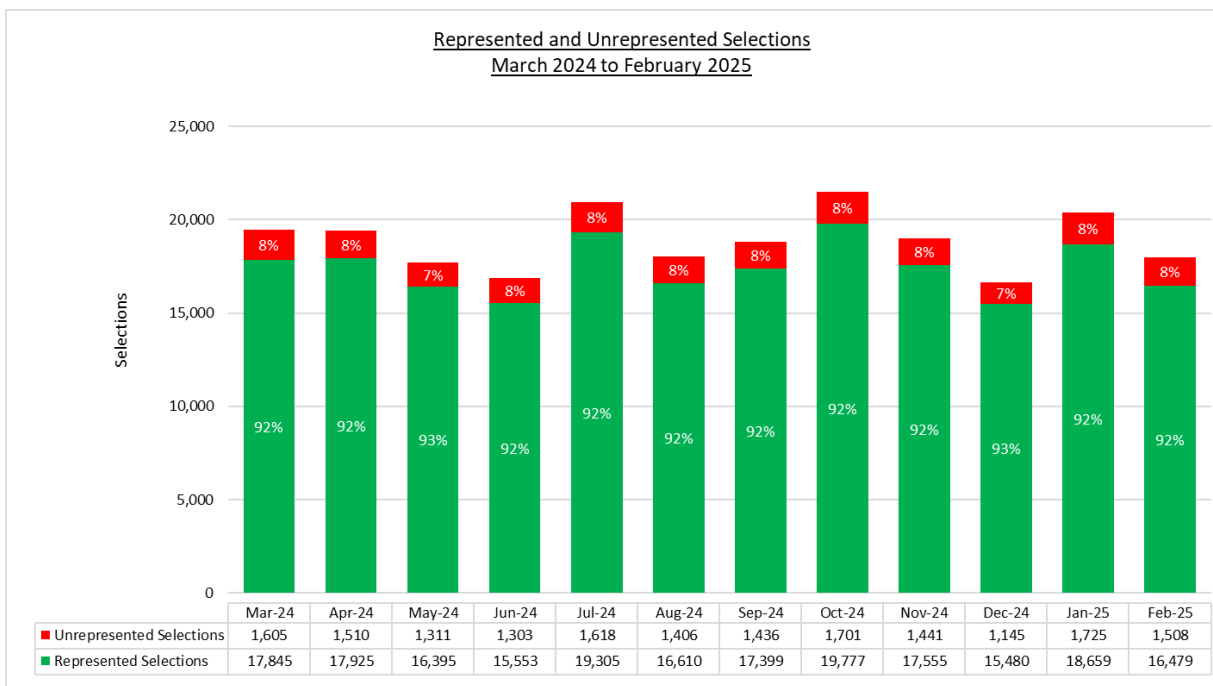
Case Reports Uploaded by Month-March 2024 to February 2025



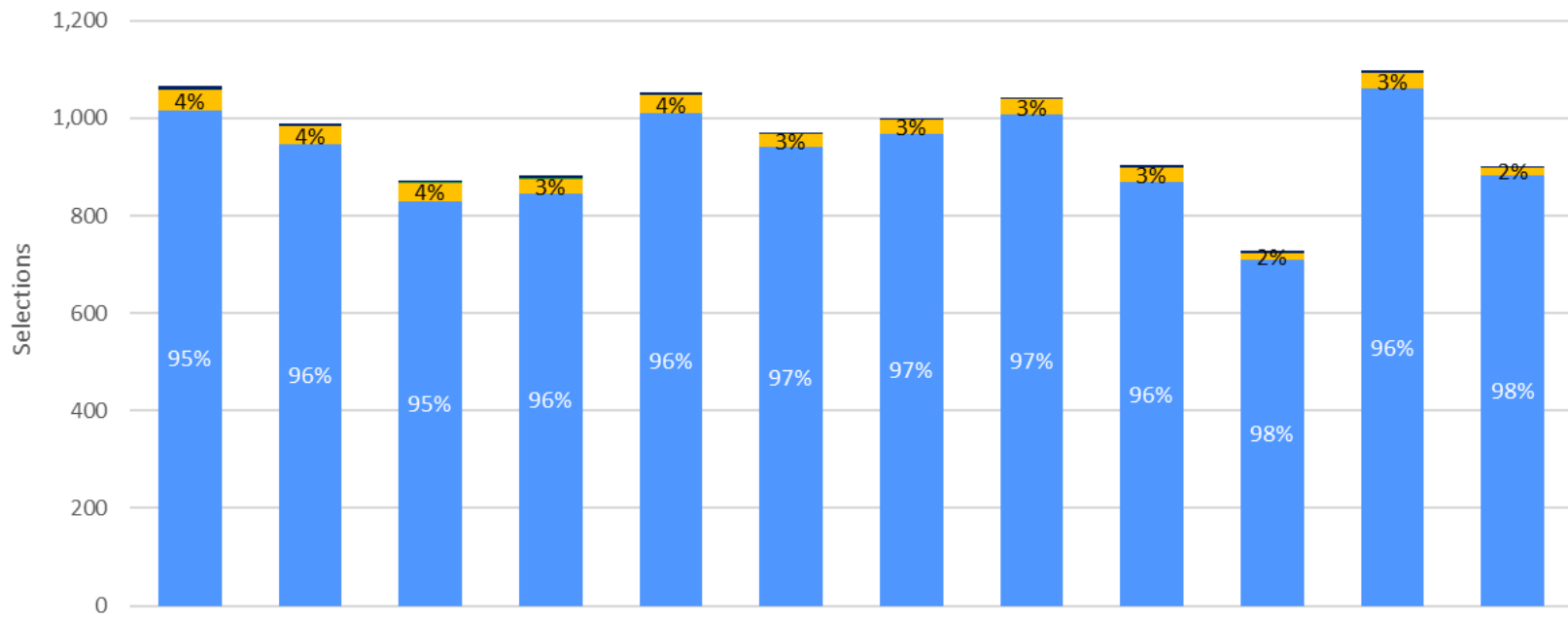
Unrepresented Selections via Official Injury Claims

A total of 226,691 Medco searches resulting in a selection of a medical report provider were made during the period March 2024 to February 2025. Of these 17,709 were made by unrepresented claimants via the OIC service.

During this period, unrepresented claimants selected a medical reporting organisation (MRO) to provide their medical report on 6,207 (35%) occasions and directly instructed medical experts (DMEs) 11,502 (65%) times.



Unrepresented DME Selections Made Via the OIC Service by Specialism
March 2024 to February 2025



	Mar-24	Apr-24	May-24	Jun-24	Jul-24	Aug-24	Sep-24	Oct-24	Nov-24	Dec-24	Jan-25	Feb-25
■ Cons Ortho	7	5	1	6	6	1	4	2	4	4	7	2
■ Cons AE	1	0	2	1	0	0	0	1	1	0	0	0
■ Physio	43	38	37	30	38	28	28	32	29	14	32	16
■ GP	1,015	946	830	845	1,009	940	968	1,007	869	710	1,060	883
Total	1,066	989	870	882	1,053	969	1,000	1,042	903	728	1,099	901