

MedCo Registration Solutions

MedCo Management Information

1st July 2026



Operational (Not Suspended) Medco Users 1st June 2026

- 35 MROs
- 429 Operational, accredited Medical Experts
- 975 Authorised Users

Overview of Medco Activity for June 2026

93% of selections were for represented claims, with 7% being unrepresented via the Official Injury Claim Service

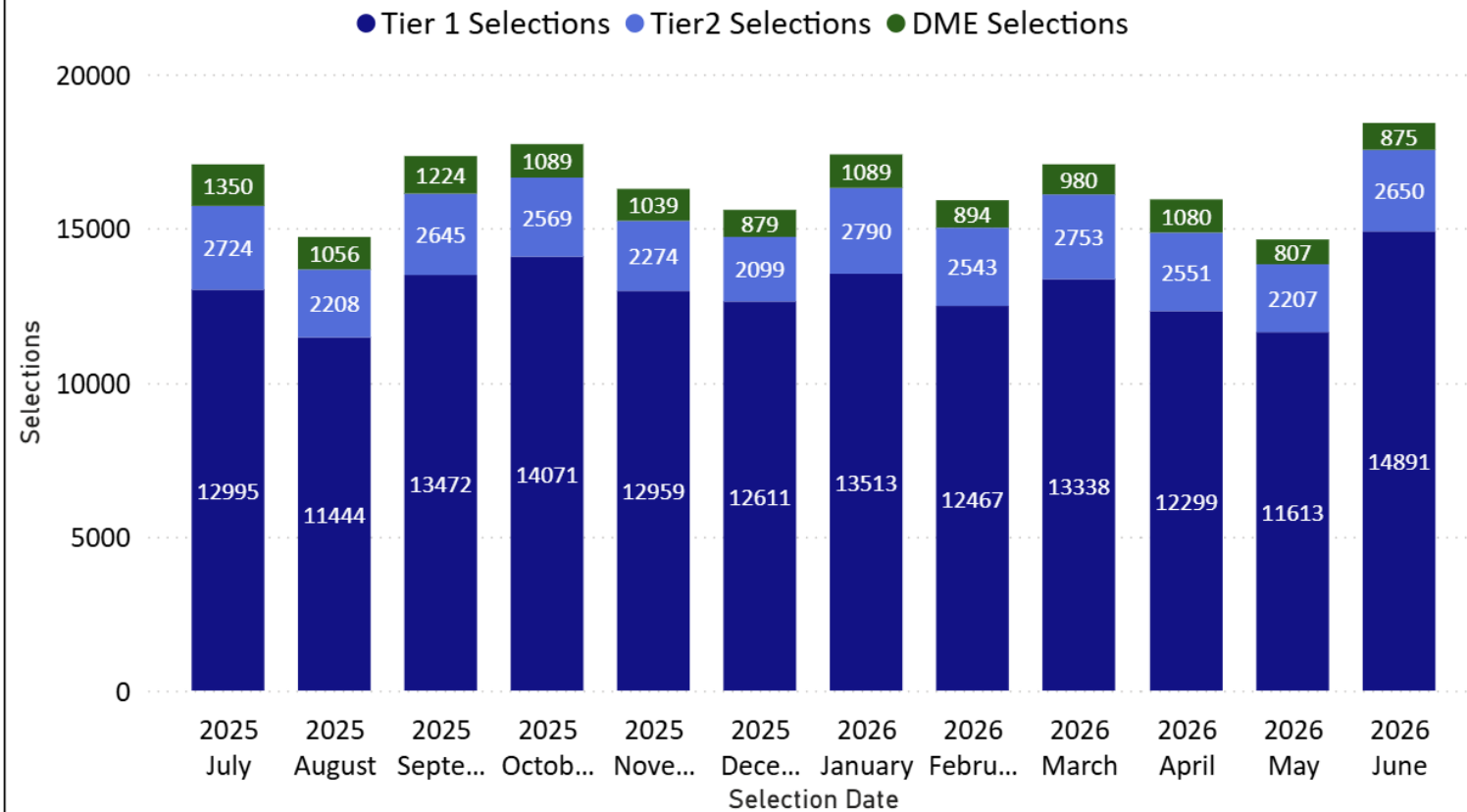
Searches and Selections-Represented Cases:

- 17,541 searches in June 2026 resulting in the selection of an MRO
- 875 searches resulting in the selection of a Direct Medical Expert (DME)
- 47% of DME selections were for GPs
- 43% of DME selections were for physiotherapists

Searches and Selections-Unrepresented Cases (using the Official Injury Claim Service):

- 583 searches in June 2026 resulting in the selection of an MRO
- 855 searches resulting in the selection of a Direct Medical Expert (DME)
- 96.1% of DME selections were for GPs
- 3.4% of DME selections were for physiotherapists

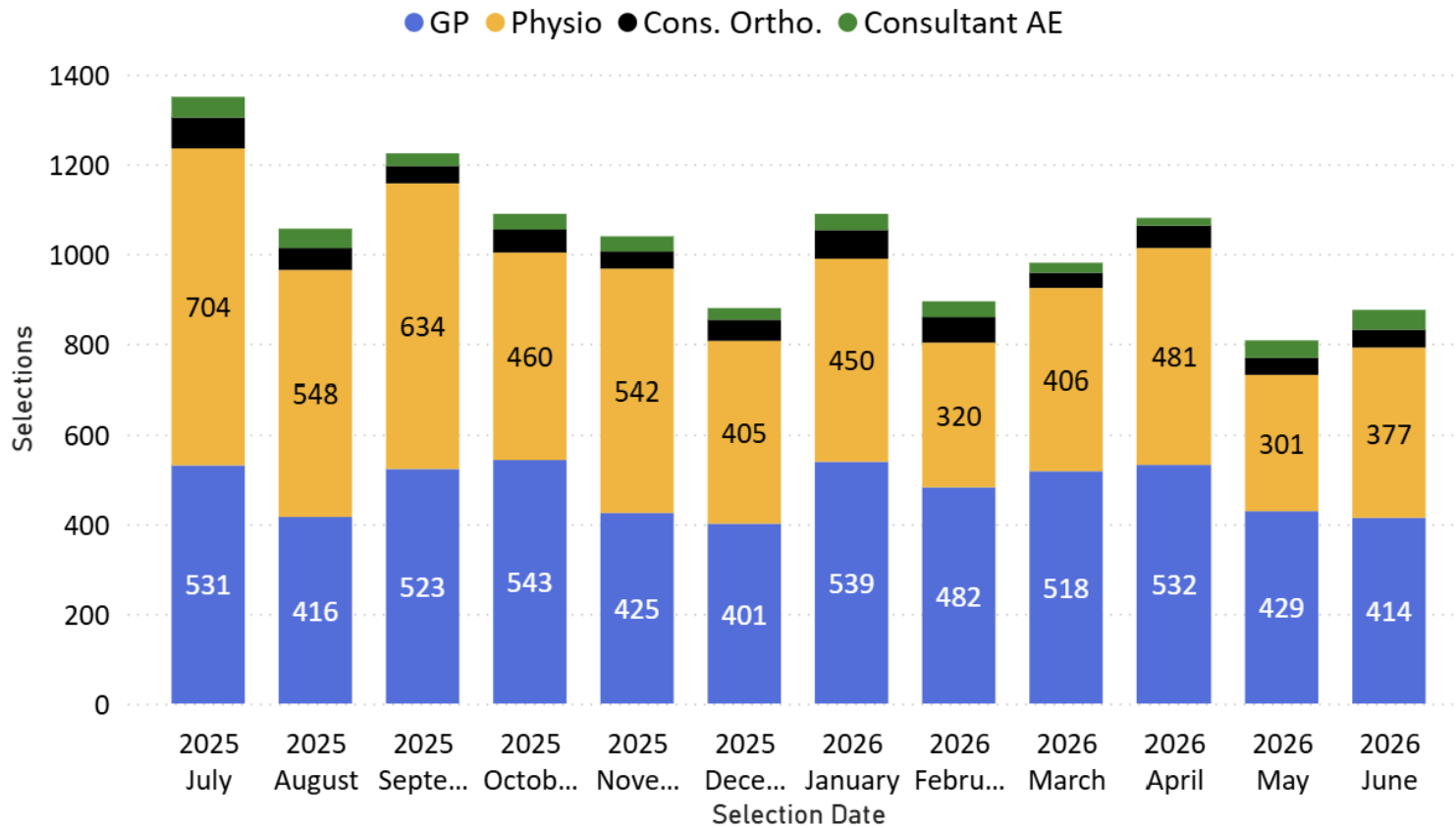
Represented Selections by User Type



Represented Selections % by User Type

Year	Month	% Tier 1 Selections	% Tier 2 Selections	% DME Selections
2025	July	76%	16%	8%
2025	August	78%	15%	7%
2025	September	78%	15%	7%
2025	October	79%	14%	6%
2025	November	80%	14%	6%
2025	December	81%	13%	6%
2026	January	78%	16%	6%
2026	February	78%	16%	6%
2026	March	78%	16%	6%
2026	April	77%	16%	7%
2026	May	79%	15%	6%
2026	June	81%	14%	5%
Total		79%	15%	6%

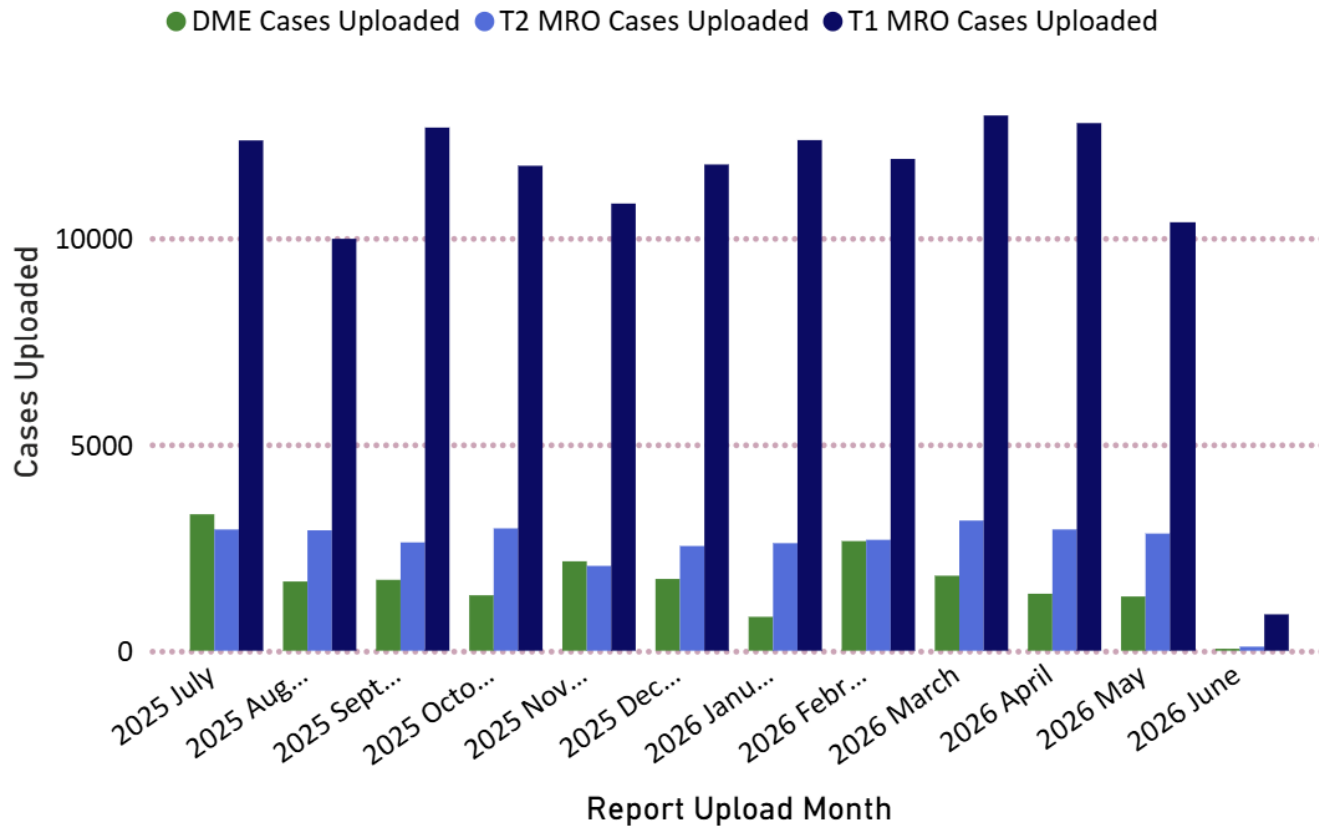
Represented DME Selections by Specialism



Represented DME Selections by Specialism

Year	Month	% GP	% Physio	% Cons. Ortho.	% Cons. AE
2025	July	39%	52%	5%	3%
2025	August	39%	52%	5%	4%
2025	September	43%	52%	3%	2%
2025	October	50%	42%	5%	3%
2025	November	41%	52%	4%	3%
2025	December	46%	46%	5%	3%
2026	January	49%	41%	6%	3%
2026	February	54%	36%	6%	4%
2026	March	53%	41%	3%	2%
2026	April	49%	45%	5%	2%
2026	May	53%	37%	5%	5%
2026	June	47%	43%	5%	5%
Total		47%	46%	5%	3%

Case Reports Uploaded by Month

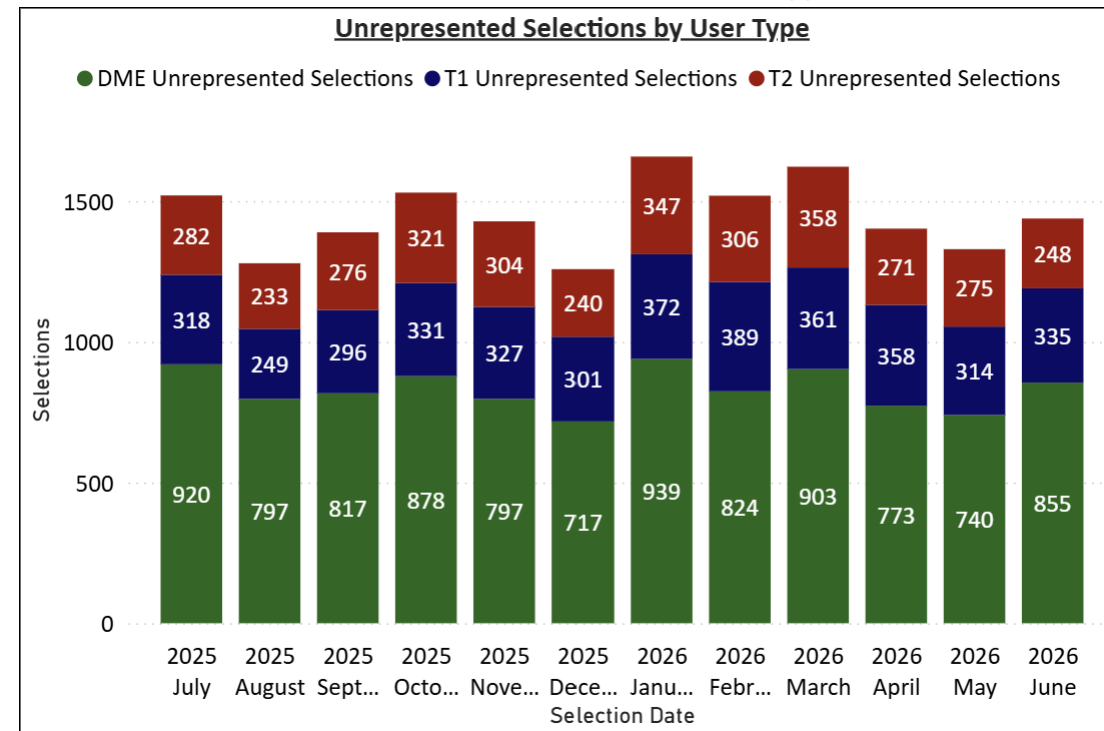
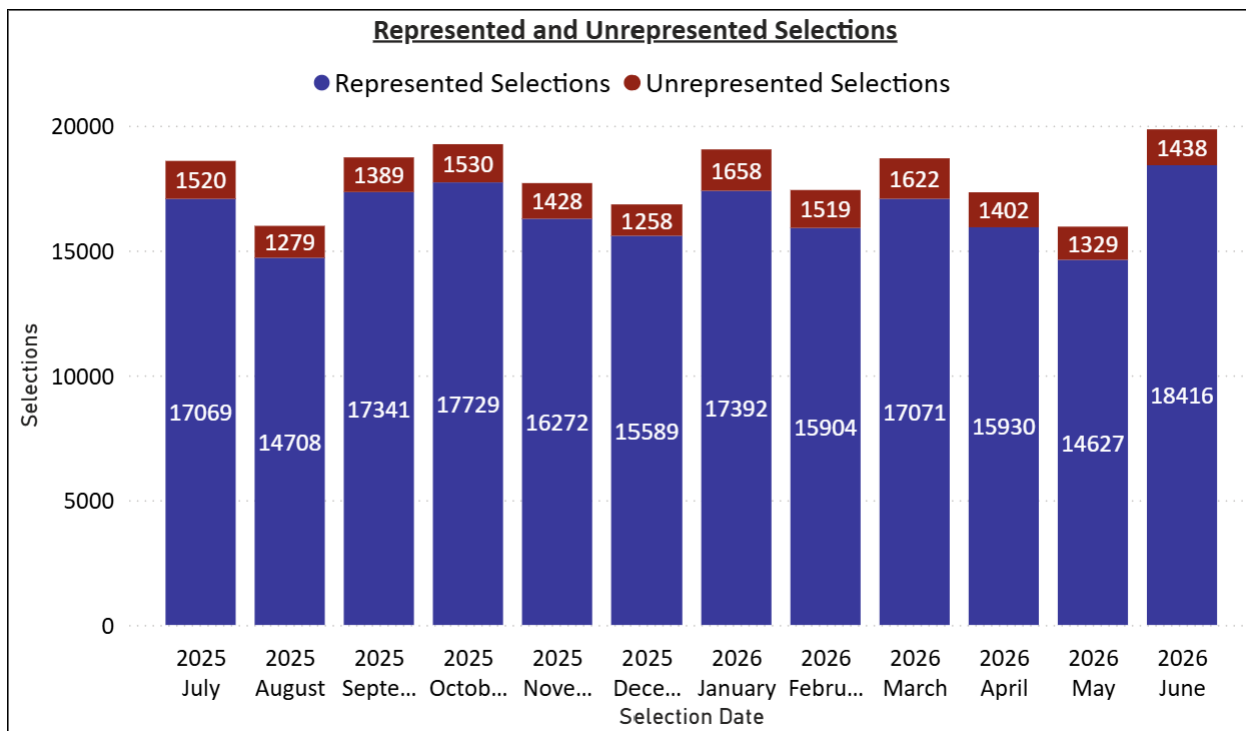


Year	Month	DME Cases Uploaded	T2 MRO Cases Uploaded	T1 MRO Cases Uploaded
2025	July	3306	2937	12363
2025	August	1677	2917	9979
2025	September	1718	2624	12674
2025	October	1343	2963	11749
2025	November	2166	2055	10833
2025	December	1738	2537	11780
2026	January	821	2605	12371
2026	February	2656	2687	11914
2026	March	1817	3153	12967
2026	April	1380	2938	12782
2026	May	1314	2838	10380
2026	June	11	98	881
Total		19947	30352	130673

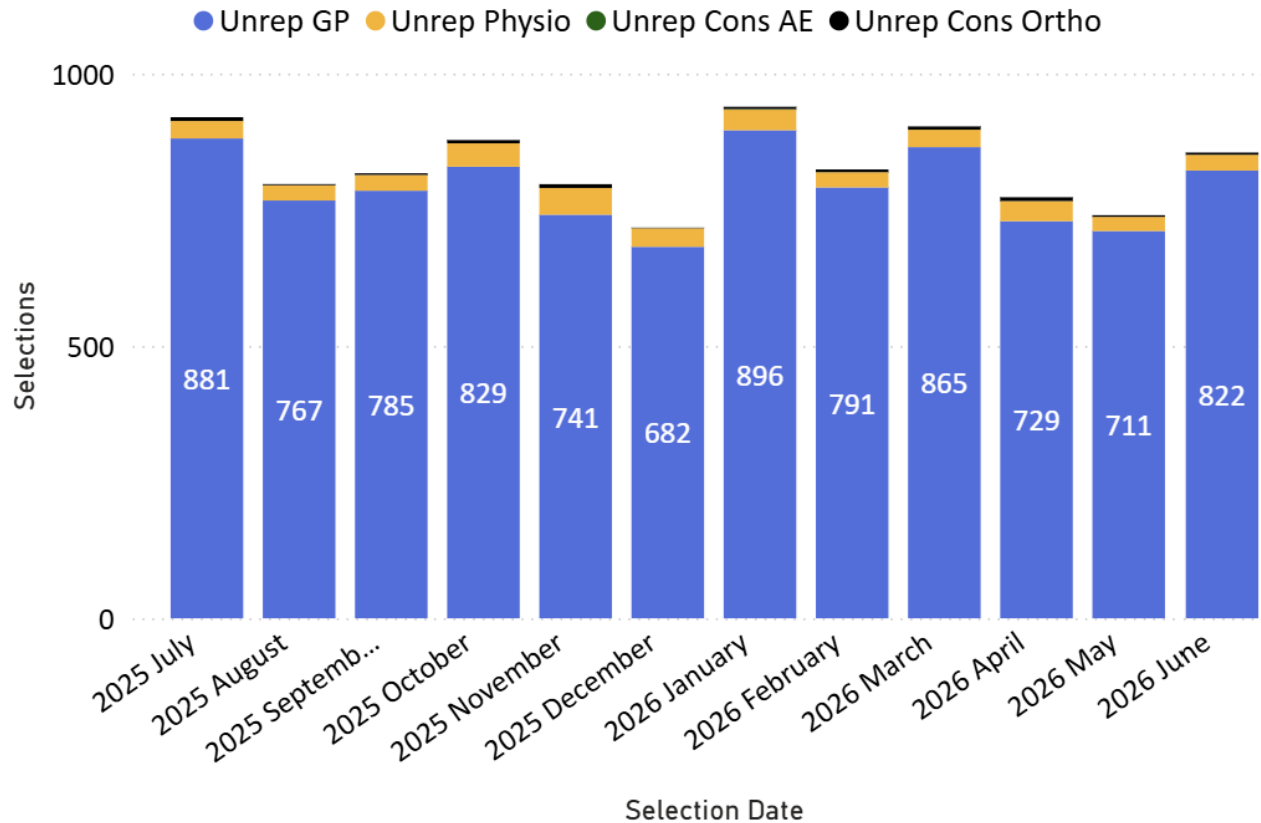
Unrepresented Selections via Official Injury Claims

A total of 215,420 Medco searches resulting in a selection of a medical report provider were made during the period July 2025 to June 2026. Of these 17,372 were made by unrepresented claimants via the OIC service.

During this period, unrepresented claimants selected a medical reporting organisation (MRO) to provide their medical report on 7,412 (43%) occasions and directly instructed medical experts (DMEs) 9,960 (57%) times.



Unrepresented DME Selections by Specialism



Year	Month	% Unrep GP	% Unrep Physio	% Unrep Cons AE	% Unrep Cons Ortho
2025	July	95.8%	3.5%		0.8%
2025	August	96.2%	3.5%		0.3%
2025	September	96.1%	3.5%		0.4%
2025	October	94.4%	4.9%		0.7%
2025	November	93.0%	6.1%		0.9%
2025	December	95.1%	4.7%		0.1%
2026	January	95.4%	4.0%	0.1%	0.4%
2026	February	96.0%	3.4%		0.6%
2026	March	95.8%	3.5%		0.7%
2026	April	94.3%	4.8%		0.9%
2026	May	96.1%	3.5%		0.4%
2026	June	96.1%	3.4%		0.5%
Total		95.4%	4.1%	0.0%	0.6%