

MedCo Registration Solutions

MedCo Management Information

1st January 2025



Operational (Not Suspended) Medco Users 1st January 2025

- 35 MROs
- 509 Operational, accredited Medical Experts
- 1,150 Authorised Users

Overview of Medco Activity for December 2024

93% of selections were for represented claims, with 7% being unrepresented via the Official Injury Claim Service

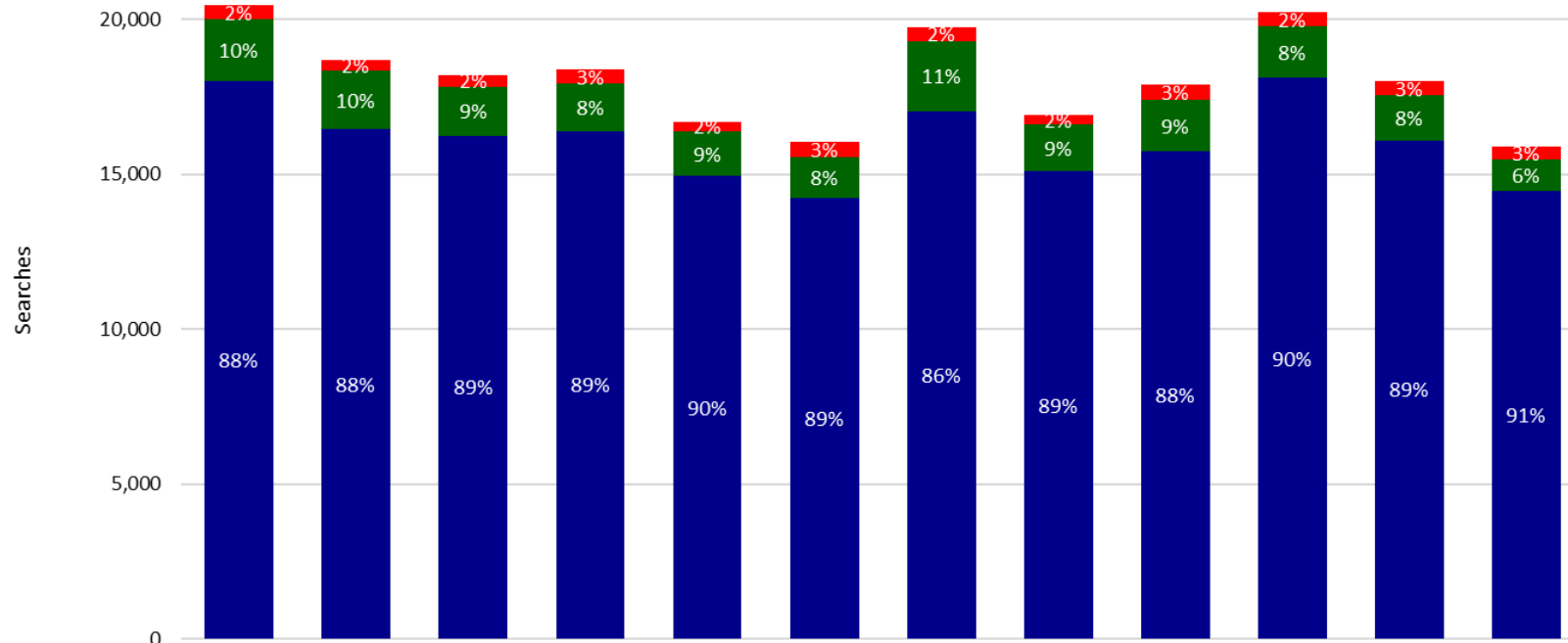
Searches and Selections-Represented Cases:

- 14,471 searches in December 2024 resulting in the selection of an MRO
- 1,008 searches resulting in the selection of a Direct Medical Expert (DME)
- 37% of DME selections were for GPs
- 58% of DME selections were for physiotherapists

Searches and Selections-Unrepresented Cases (using the Official Injury Claim Service):

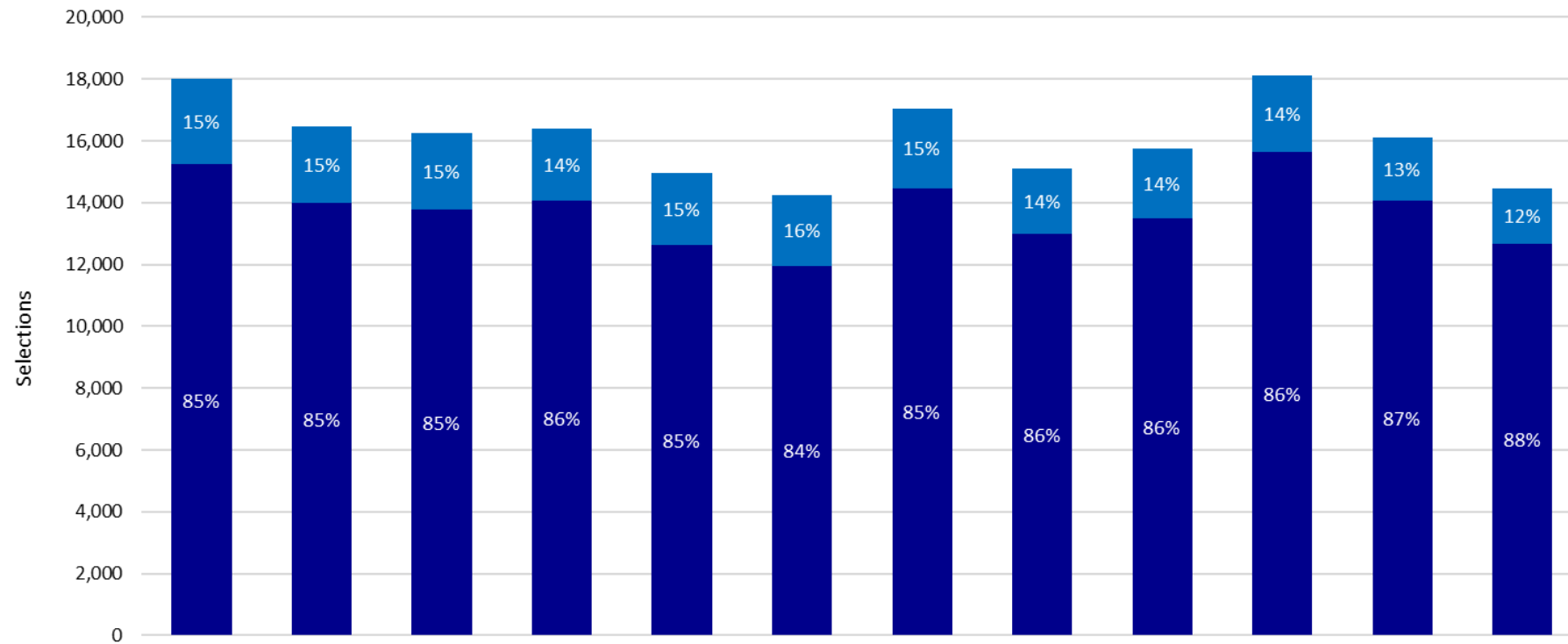
- 417 searches in December 2024 resulting in the selection of an MRO
- 728 searches resulting in the selection of a Direct Medical Expert (DME)
- 97% of DME selections were for GPs
- 2% of DME selections were for physiotherapists

Total Represented Searches and Selections-January 2024 to December 2024



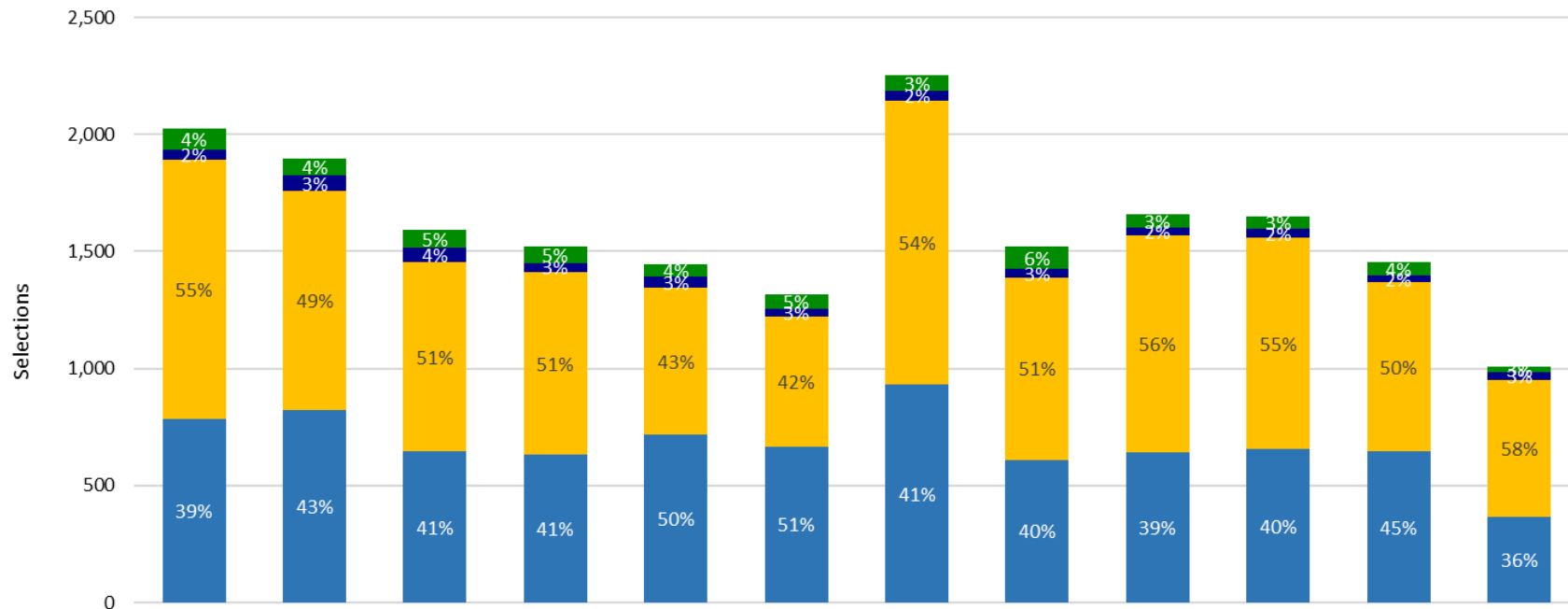
	Jan-24	Feb-24	Mar-24	Apr-24	May-24	Jun-24	Jul-24	Aug-24	Sep-24	Oct-24	Nov-24	Dec-24
No Selection	433	358	359	462	309	509	463	326	512	466	452	407
DMEs	2,023	1,899	1,591	1,521	1,444	1,318	2,252	1,520	1,659	1,652	1,453	1,009
MROs	18,002	16,452	16,254	16,404	14,951	14,235	17,053	15,090	15,740	18,125	16,102	14,471
Total Searches	20,458	18,709	18,204	18,387	16,704	16,062	19,768	16,936	17,911	20,243	18,007	15,887

Represented MRO Selections by Tier Type-January 2024 to December 2024



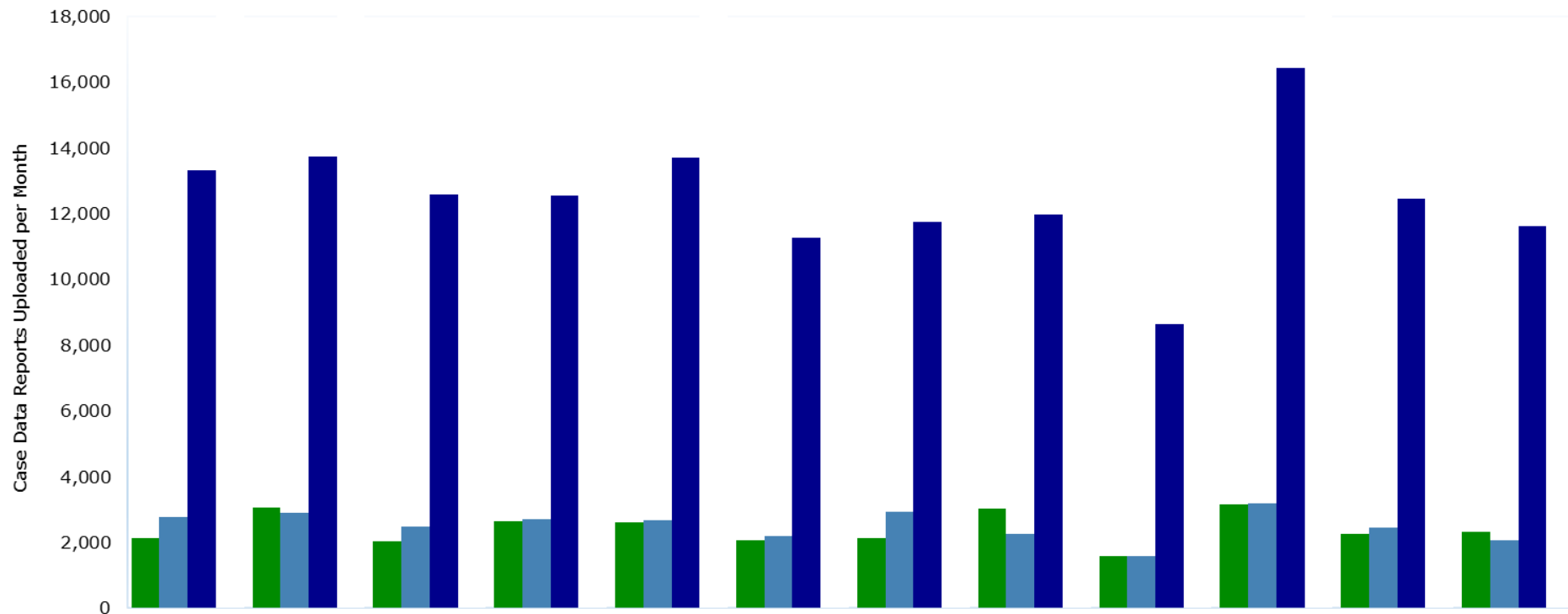
	Jan-24	Feb-24	Mar-24	Apr-24	May-24	Jun-24	Jul-24	Aug-24	Sep-24	Oct-24	Nov-24	Dec-24
T2	2,771	2,451	2,474	2,323	2,311	2,268	2,578	2,100	2,251	2,474	2,050	1,800
T1	15,231	14,001	13,780	14,081	12,640	11,967	14,475	12,990	13,489	15,651	14,052	12,671
Total	18,002	16,452	16,254	16,404	14,951	14,235	17,053	15,090	15,740	18,125	16,102	14,471

Represented Selections of Direct Medical Experts by Specialism January 2024 to December 2024



	Jan-24	Feb-24	Mar-24	Apr-24	May-24	Jun-24	Jul-24	Aug-24	Sep-24	Oct-24	Nov-24	Dec-24
■ Consultant Orth. Surgery	89	75	73	70	53	62	65	93	57	56	56	27
■ Consultant AE Medicine	40	65	65	39	47	35	43	39	31	37	27	29
■ Physiotherapist	1,109	937	806	781	625	553	1,213	777	929	903	723	585
■ General Practitioner	785	822	647	631	719	668	931	611	642	656	647	368
Total	2,023	1,899	1,591	1,521	1,444	1,318	2,252	1,520	1,659	1,652	1,453	1,009

Case Reports Uploaded by Month-January 2024 to December 2024

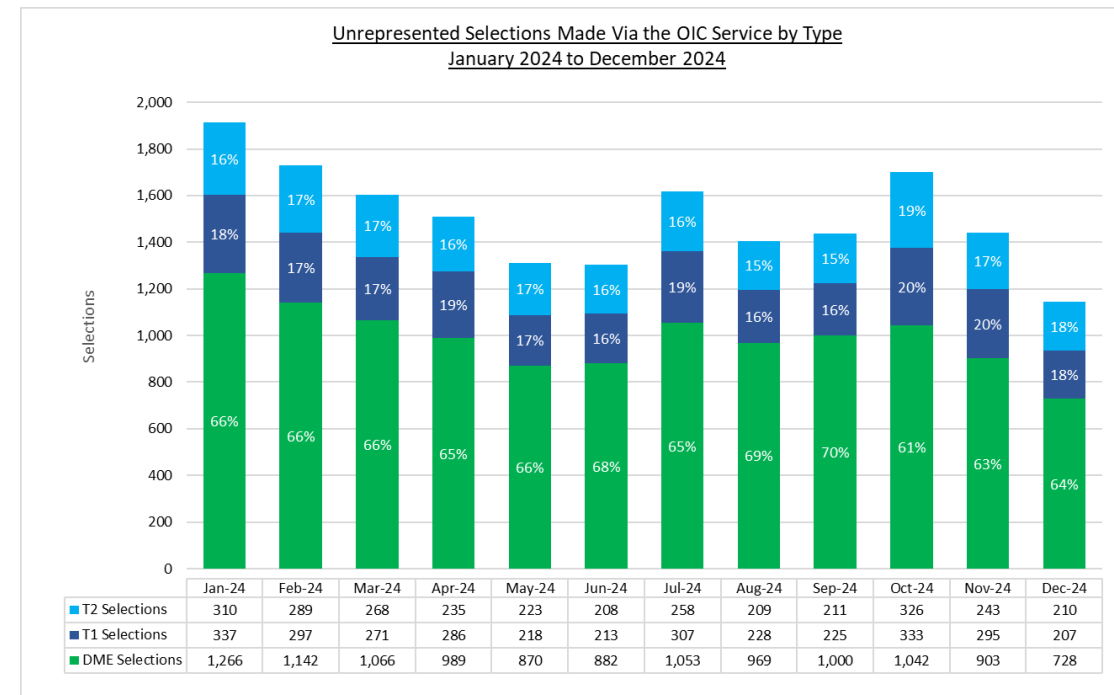
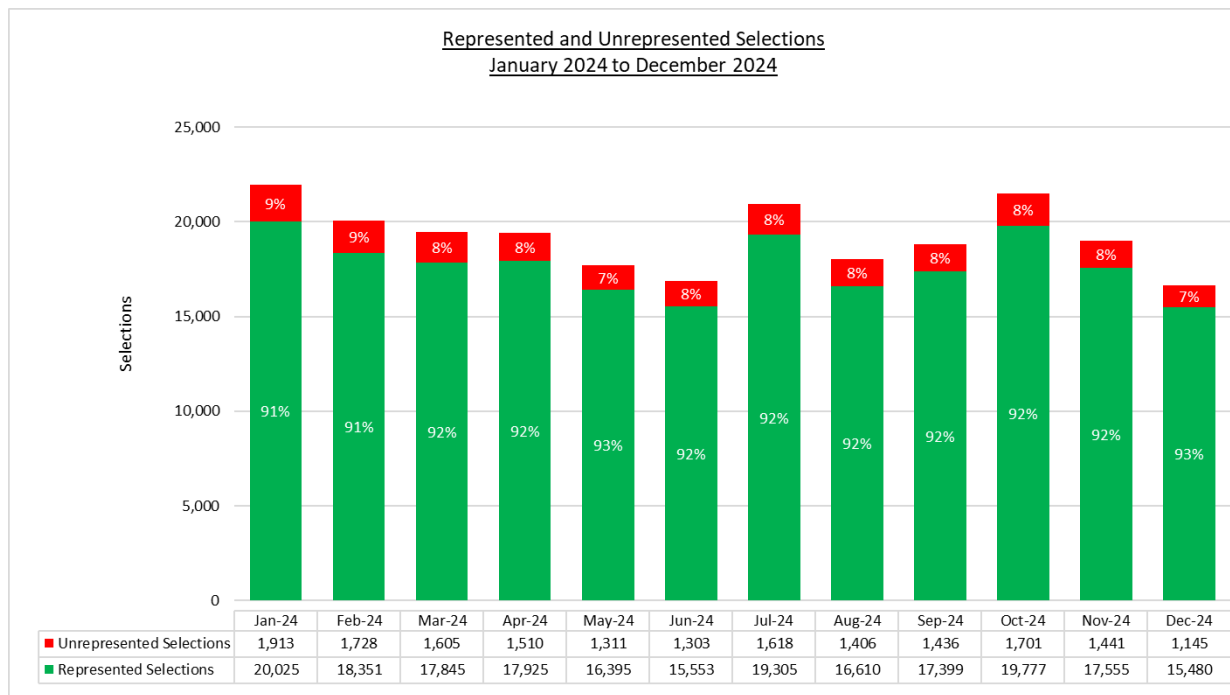


	Jan-24	Feb-24	Mar-24	Apr-24	May-24	Jun-24	Jul-24	Aug-24	Sep-24	Oct-24	Nov-24	Dec-24
■ DME	2,122	3,058	2,023	2,638	2,599	2,074	2,137	3,034	1,585	3,139	2,254	2,334
■ T2 MRO	2,784	2,891	2,479	2,713	2,684	2,192	2,920	2,246	1,586	3,178	2,447	2,063
■ T1 MRO	13,328	13,739	12,592	12,553	13,703	11,249	11,729	11,952	8,641	16,434	12,450	11,622
Total	18,234	19,688	17,094	17,904	18,986	15,515	16,786	17,232	11,812	22,751	17,151	16,019

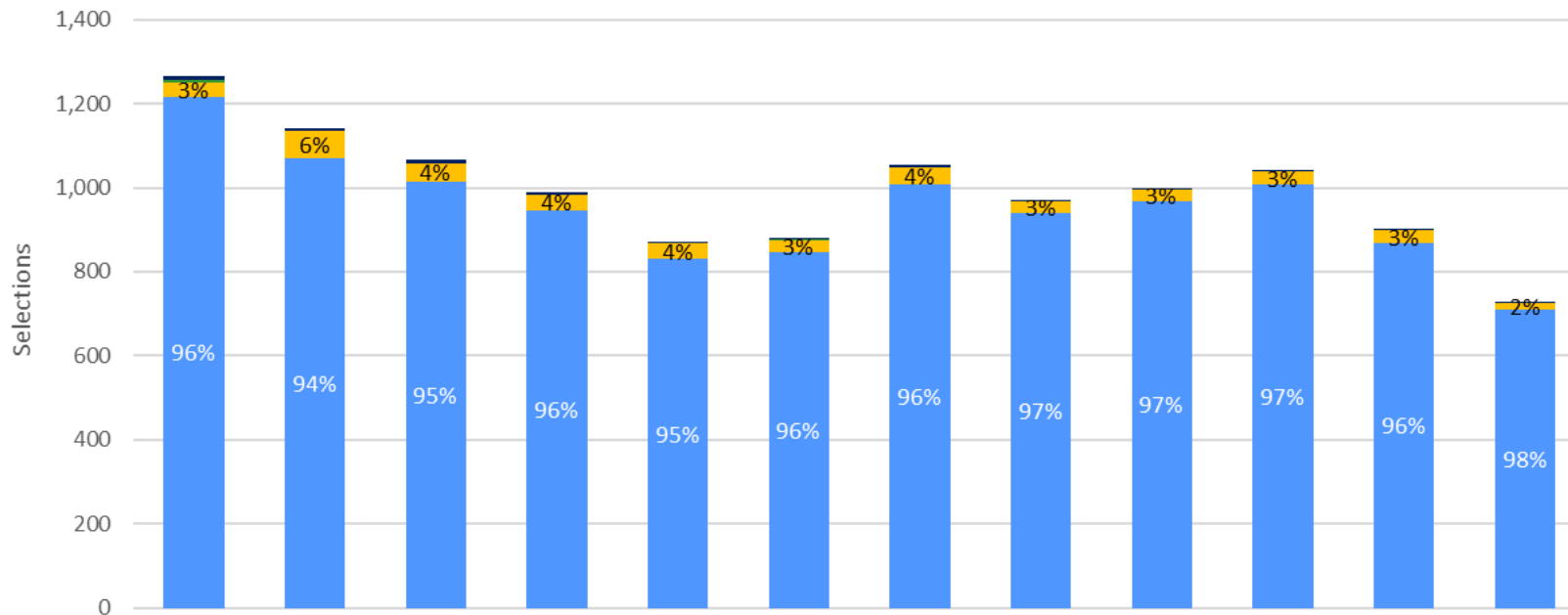
Unrepresented Selections via Official Injury Claims

A total of 230,337 Medco searches resulting in a selection of a medical report provider were made during the period January 2024 to December 2024. Of these 18,117 were made by unrepresented claimants via the OIC service.

During this period, unrepresented claimants selected a medical reporting organisation (MRO) to provide their medical report on 6,207 (34%) occasions and directly instructed medical experts (DMEs) 11,910 (66%) times.



Unrepresented DME Selections Made Via the OIC Service by Specialism
January 2024 to December 2024



	Jan-24	Feb-24	Mar-24	Apr-24	May-24	Jun-24	Jul-24	Aug-24	Sep-24	Oct-24	Nov-24	Dec-24
■ Cons Ortho	10	6	7	5	1	6	6	1	4	2	4	4
■ Cons AE	5	0	1	0	2	1	0	0	0	1	1	0
■ Physio	35	67	43	38	37	30	38	28	28	32	29	14
■ GP	1,216	1,069	1,015	946	830	845	1,009	940	968	1,007	869	710
Total	1,266	1,142	1,066	989	870	882	1,053	969	1,000	1,042	903	728