

MedCo Registration Solutions

MedCo Management Information

1st February 2025



Operational (Not Suspended) Medco Users 1st February 2025

- 35 MROs
- 516 Operational, accredited Medical Experts
- 1,124 Authorised Users

Overview of Medco Activity for January 2025

92% of selections were for represented claims, with 8% being unrepresented via the Official Injury Claim Service

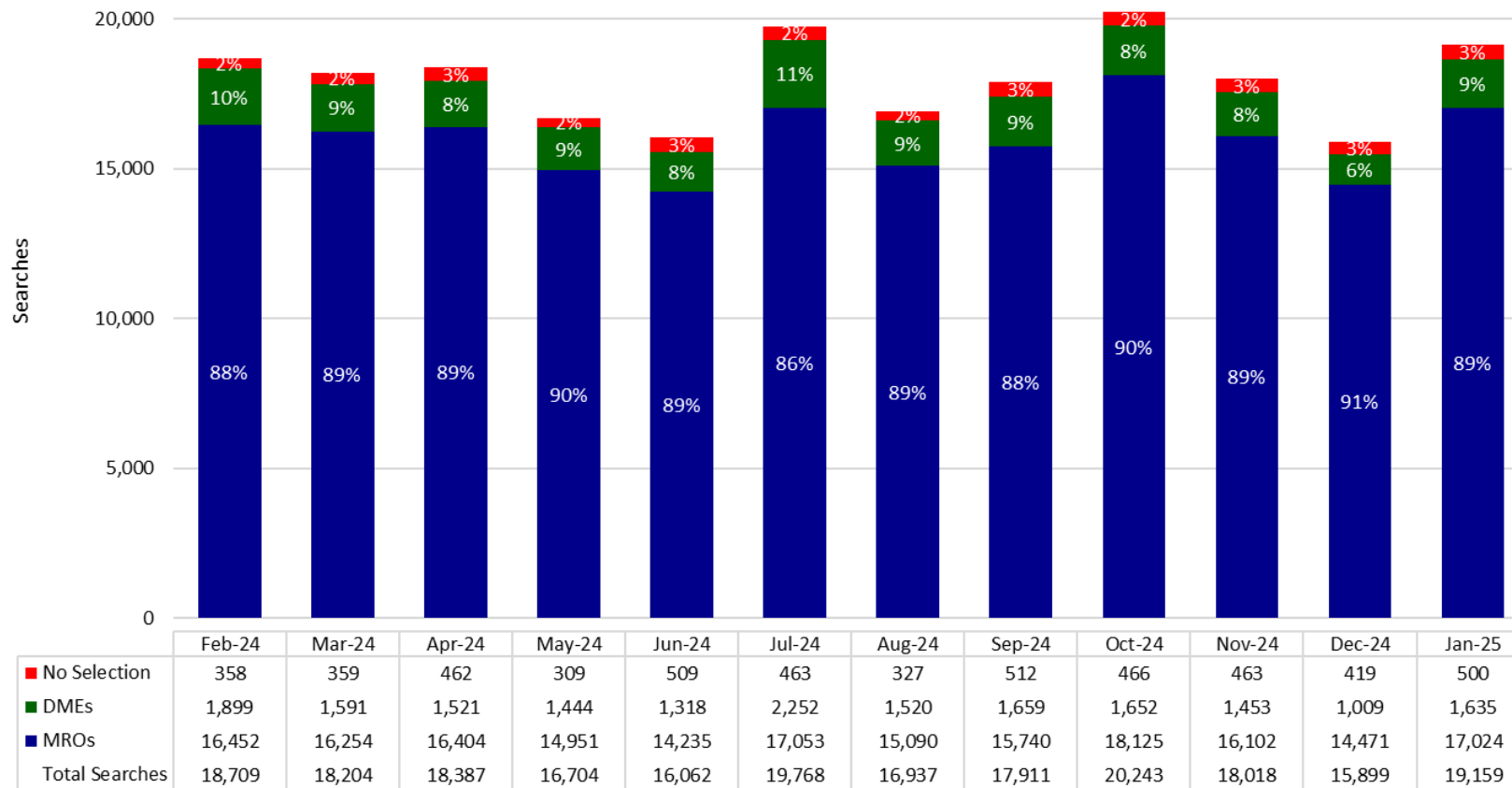
Searches and Selections-Represented Cases:

- 17,024 searches in January 2025 resulting in the selection of an MRO
- 1,634 searches resulting in the selection of a Direct Medical Expert (DME)
- 36% of DME selections were for GPs
- 59% of DME selections were for physiotherapists

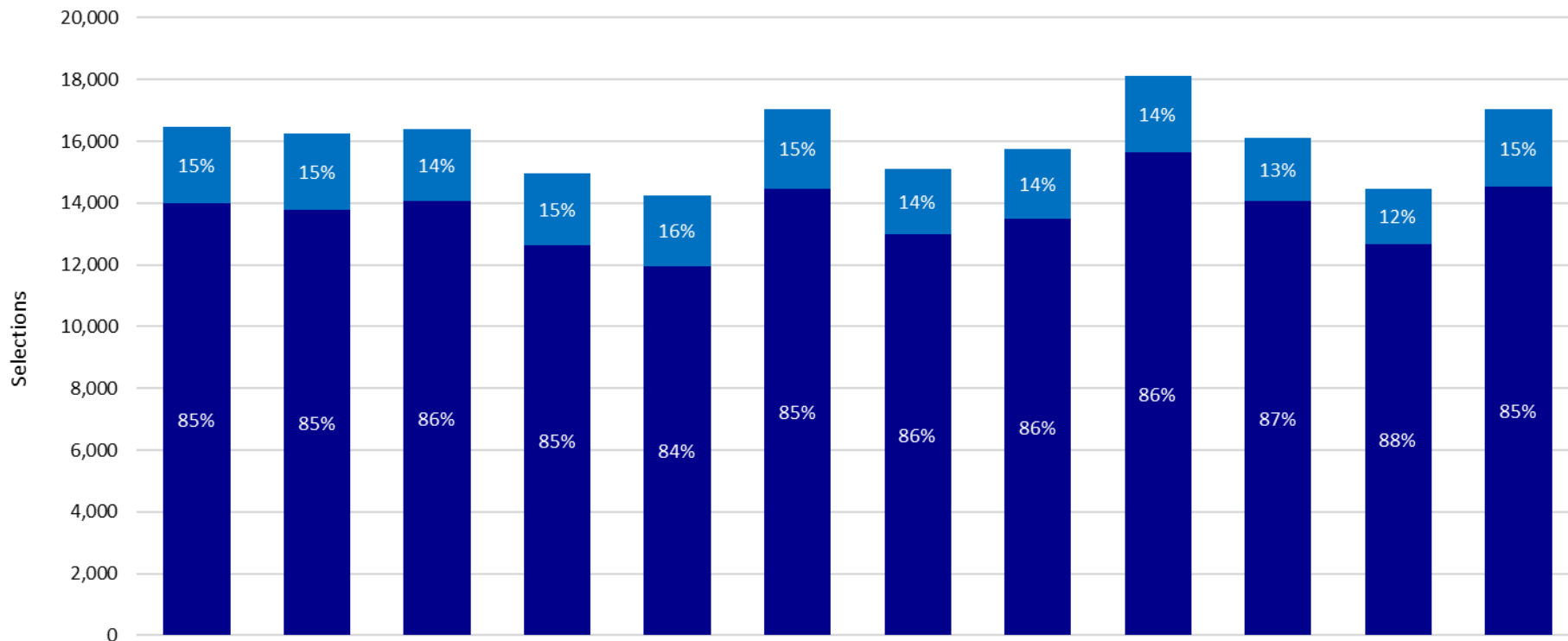
Searches and Selections-Unrepresented Cases (using the Official Injury Claim Service):

- 626 searches in January 2025 resulting in the selection of an MRO
- 1,099 searches resulting in the selection of a Direct Medical Expert (DME)
- 96% of DME selections were for GPs
- 3% of DME selections were for physiotherapists

Total Represented Searches and Selections-February 2024 to January 2025

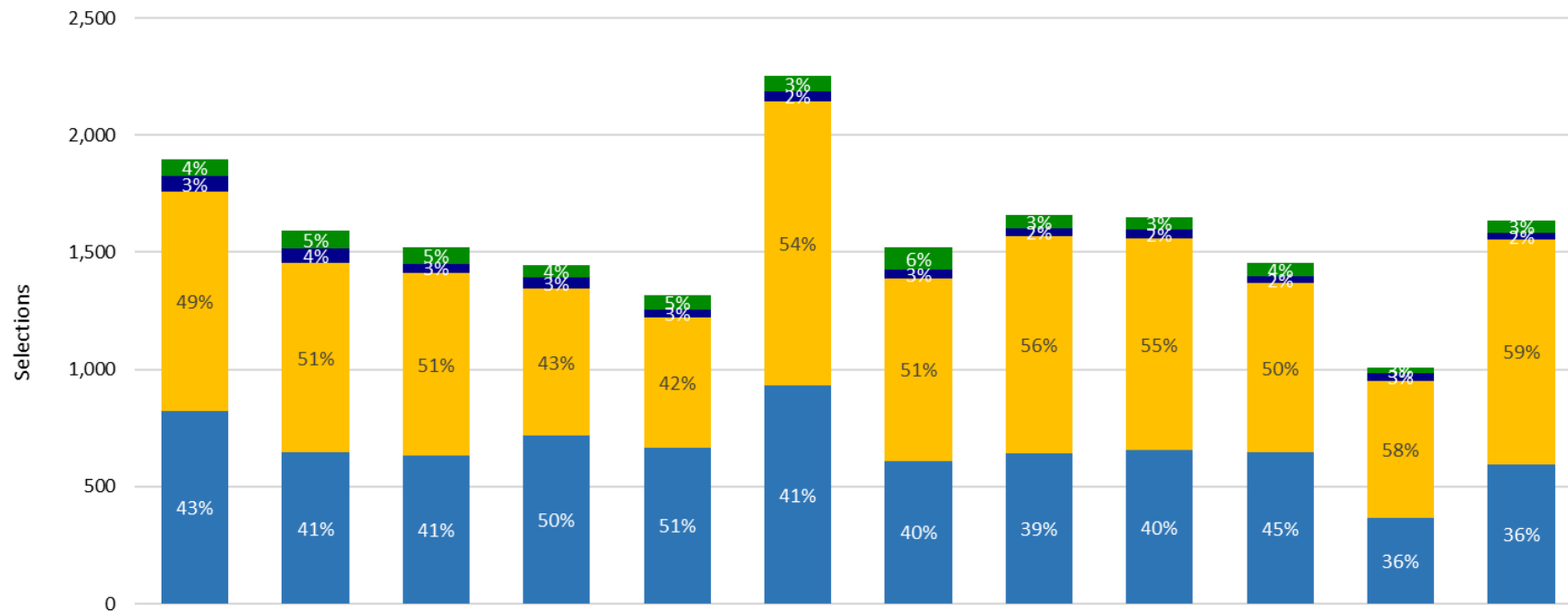


Represented MRO Selections by Tier Type-February 2024 to January 2025



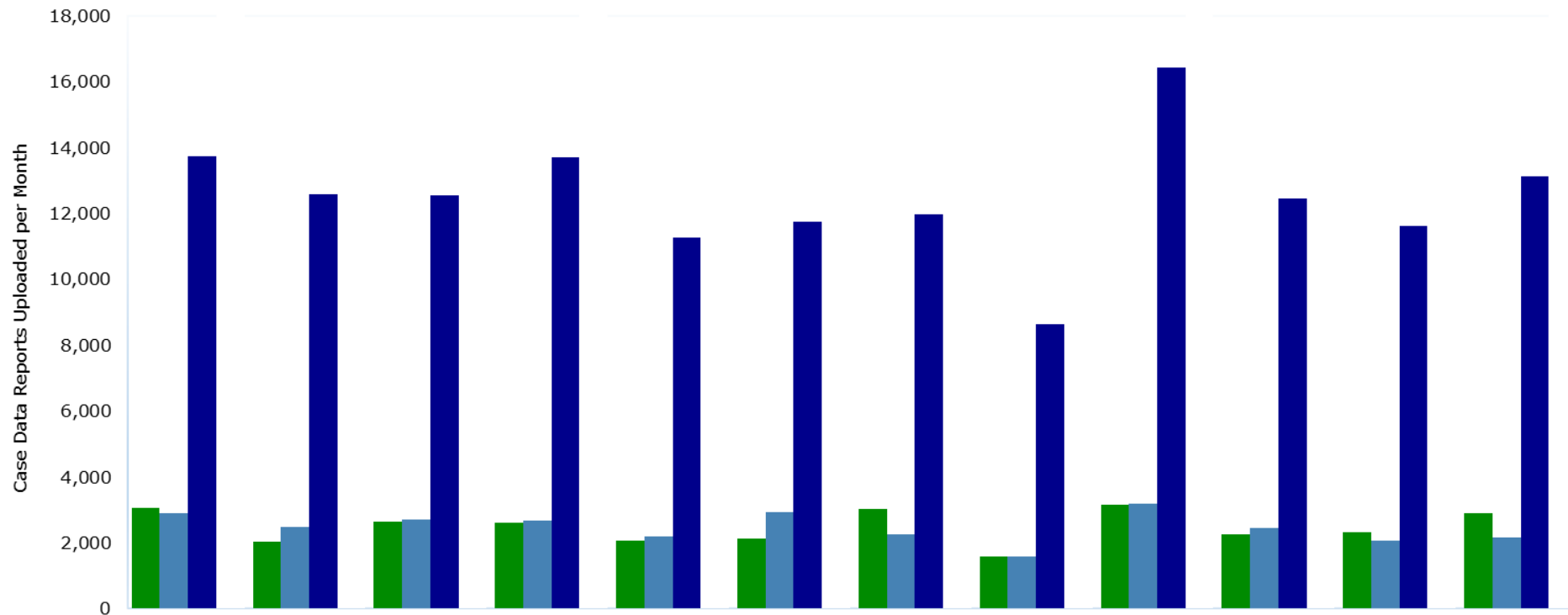
	Feb-24	Mar-24	Apr-24	May-24	Jun-24	Jul-24	Aug-24	Sep-24	Oct-24	Nov-24	Dec-24	Jan-25
■ T2	2,451	2,474	2,323	2,311	2,268	2,578	2,100	2,251	2,474	2,050	1,800	2,506
■ T1	14,001	13,780	14,081	12,640	11,967	14,475	12,990	13,489	15,651	14,052	12,671	14,518
Total	16,452	16,254	16,404	14,951	14,235	17,053	15,090	15,740	18,125	16,102	14,471	17,024

Represented Selections of Direct Medical Experts by Specialism
February 2024 to January 2025



	Feb-24	Mar-24	Apr-24	May-24	Jun-24	Jul-24	Aug-24	Sep-24	Oct-24	Nov-24	Dec-24	Jan-25
■ Consultant Orth. Surgery	75	73	70	53	62	65	93	57	56	56	27	53
■ Consultant AE Medicine	65	65	39	47	35	43	39	31	37	27	29	27
■ Physiotherapist	937	806	781	625	553	1,213	777	929	903	723	585	959
■ General Practitioner	822	647	631	719	668	931	611	642	656	647	368	596
Total	1,899	1,591	1,521	1,444	1,318	2,252	1,520	1,659	1,652	1,453	1,009	1,635

Case Reports Uploaded by Month-February 2024 to January 2025



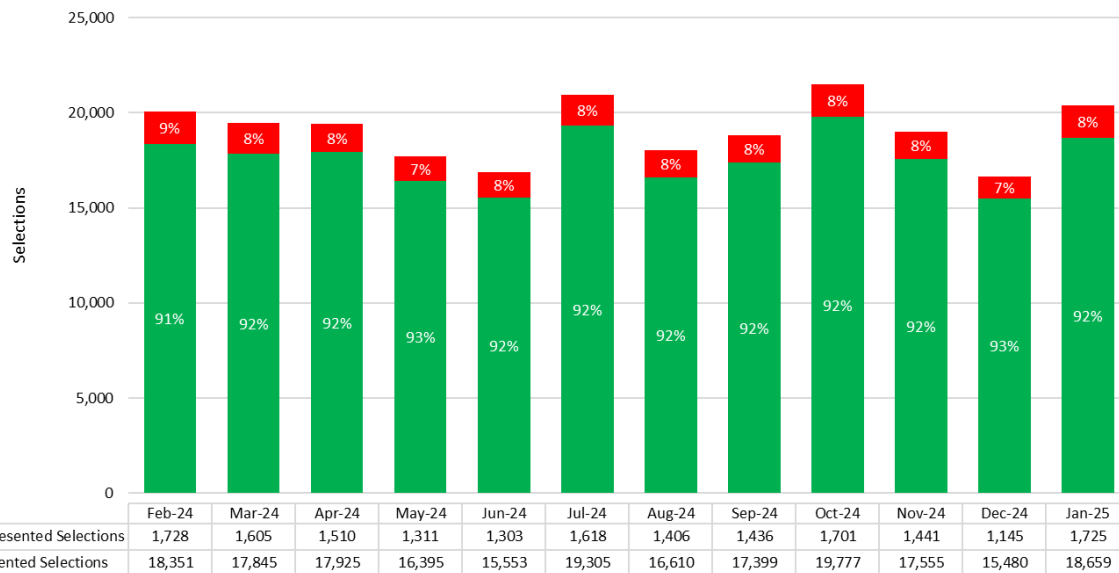
	Feb-24	Mar-24	Apr-24	May-24	Jun-24	Jul-24	Aug-24	Sep-24	Oct-24	Nov-24	Dec-24	Jan-25
■ DME	3,058	2,023	2,638	2,599	2,074	2,137	3,034	1,585	3,139	2,254	2,334	2,896
■ T2 MRO	2,891	2,479	2,713	2,684	2,192	2,920	2,246	1,586	3,178	2,447	2,063	2,153
■ T1 MRO	13,739	12,592	12,553	13,703	11,249	11,729	11,952	8,641	16,434	12,450	11,622	13,108
Total	19,688	17,094	17,904	18,986	15,515	16,786	17,232	11,812	22,751	17,151	16,019	18,157

Unrepresented Selections via Official Injury Claims

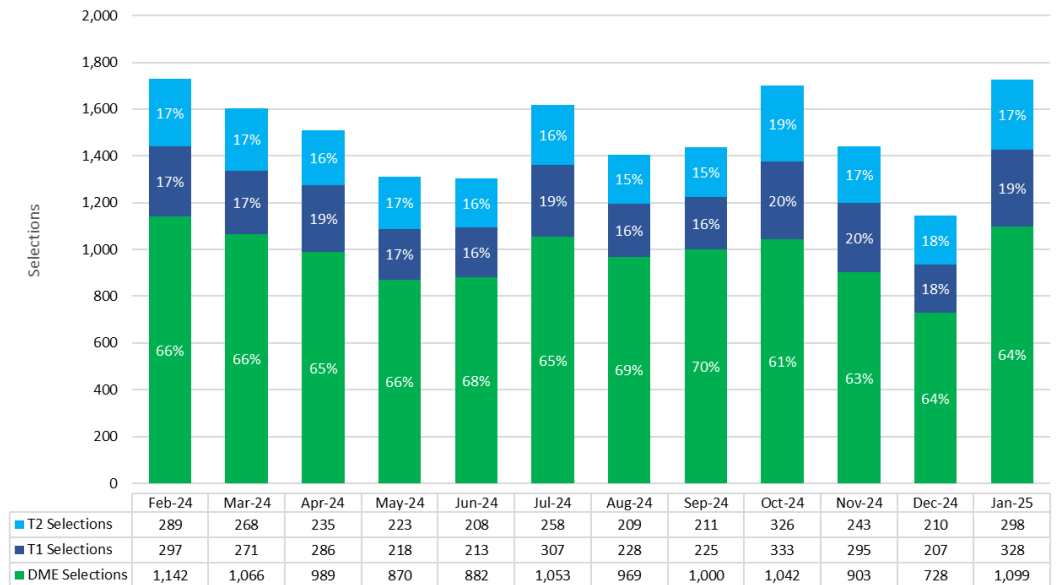
A total of **228,783 Medco searches** resulting in a selection of a medical report provider were made during the period **February 2024 to January 2025**. Of these **17,929** were made by unrepresented claimants via the OIC service.

During this period, unrepresented claimants selected a medical reporting organisation (MRO) to provide their medical report on **6,186 (34%)** occasions and directly instructed medical experts (DMEs) **11,743 (66%)** times.

Represented and Unrepresented Selections
February 2024 to January 2025



Unrepresented Selections Made Via the OIC Service by Type
February 2024 to January 2025



Unrepresented DME Selections Made Via the OIC Service by Specialism
February 2024 to January 2025

