

# MedCo Registration Solutions

MedCo Management Information

1<sup>st</sup> December 2024



## **Operational (Not Suspended) Medco Users 1<sup>st</sup> December 2024**

- 35 MROs
- 516 Operational, accredited Medical Experts
- 1,173 Authorised Users

## **Overview of Medco Activity for November 2024**

92% of selections were for represented claims, with 8% being unrepresented via the Official Injury Claim Service

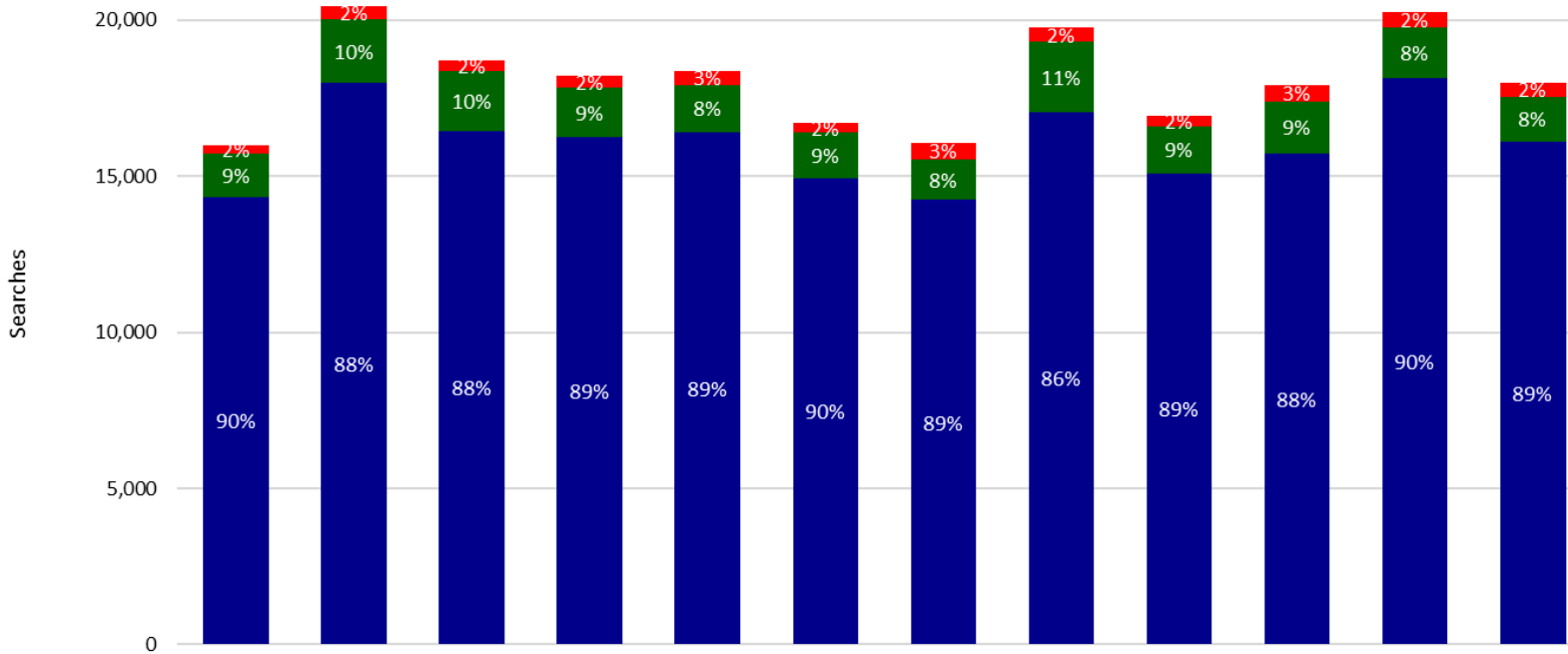
### **Searches and Selections-Represented Cases:**

- 16,102 searches in November 2024 resulting in the selection of an MRO
- 1,450 searches resulting in the selection of a Direct Medical Expert (DME)
- 45% of DME selections were for GPs
- 50% of DME selections were for physiotherapists

### **Searches and Selections-Unrepresented Cases (using the Official Injury Claim Service):**

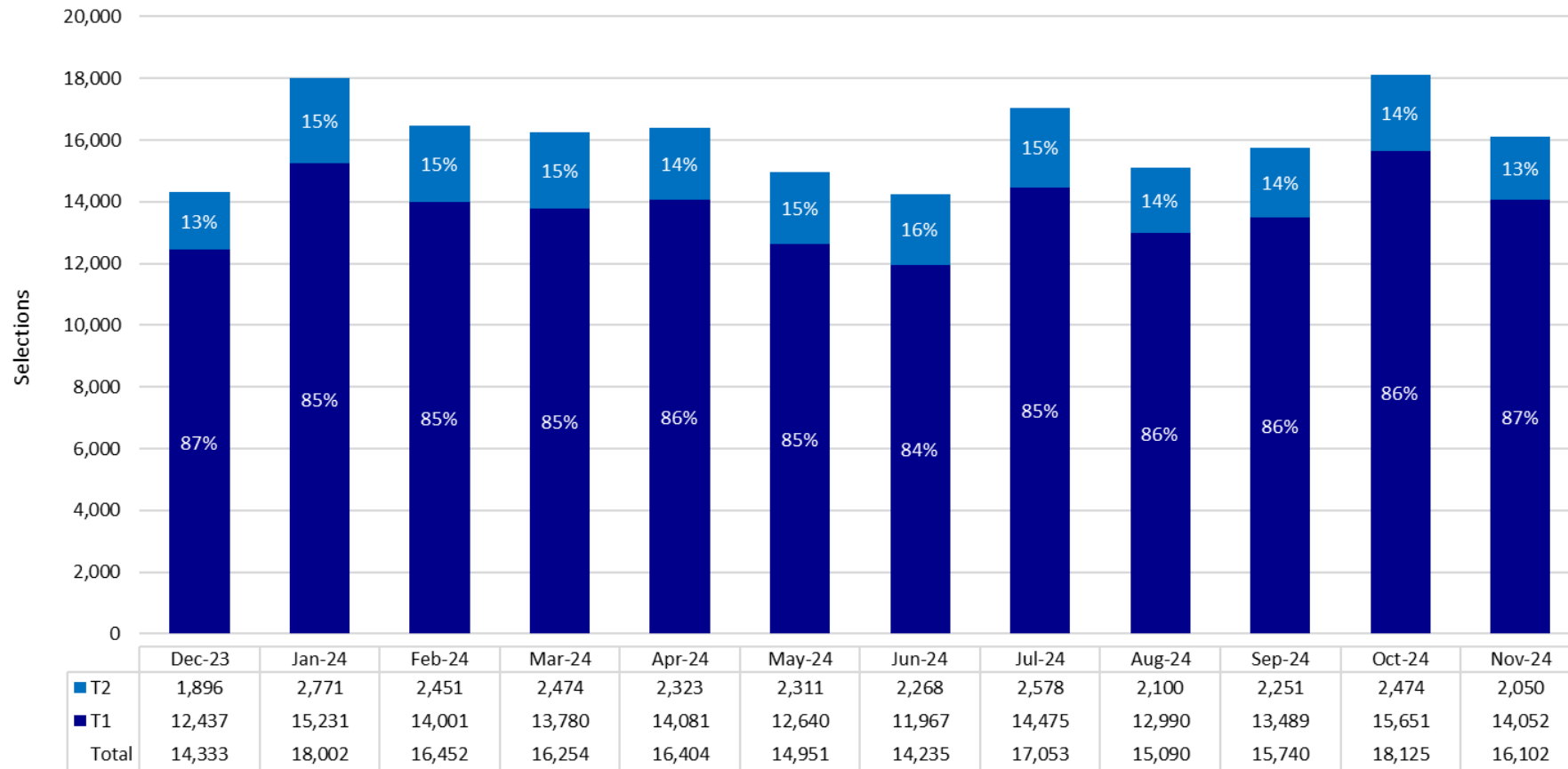
- 538 searches in November 2024 resulting in the selection of an MRO
- 903 searches resulting in the selection of a Direct Medical Expert (DME)
- 96% of DME selections were for GPs
- 3% of DME selections were for physiotherapists

### Total Represented Searches and Selections-December 2023 to November 2024

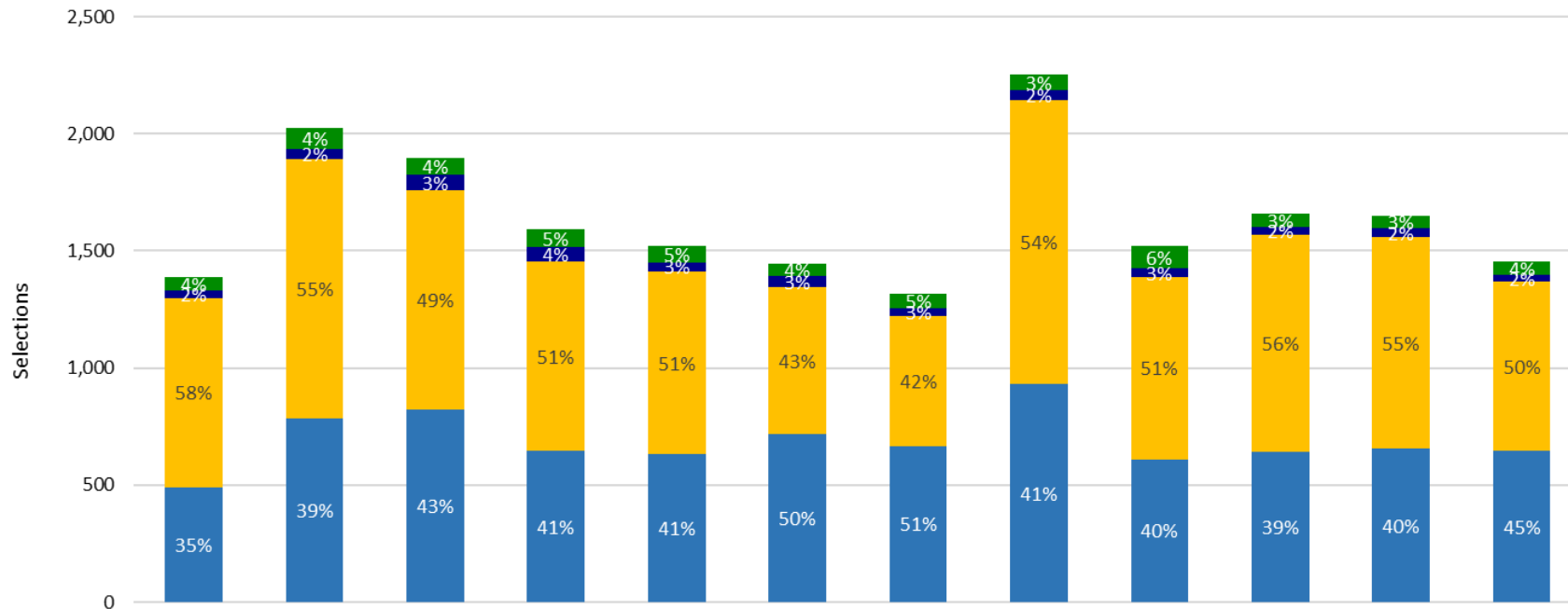


	Dec-23	Jan-24	Feb-24	Mar-24	Apr-24	May-24	Jun-24	Jul-24	Aug-24	Sep-24	Oct-24	Nov-24
No Selection	253	433	358	359	462	309	509	463	324	512	466	448
DMEs	1,389	2,023	1,899	1,591	1,521	1,444	1,318	2,252	1,520	1,659	1,652	1,453
MROs	14,333	18,002	16,452	16,254	16,404	14,951	14,235	17,053	15,090	15,740	18,125	16,102
Total Searches	15,975	20,458	18,709	18,204	18,387	16,704	16,062	19,768	16,934	17,911	20,243	18,003

**Represented MRO Selections by Tier Type-December 2023 to November 2024**

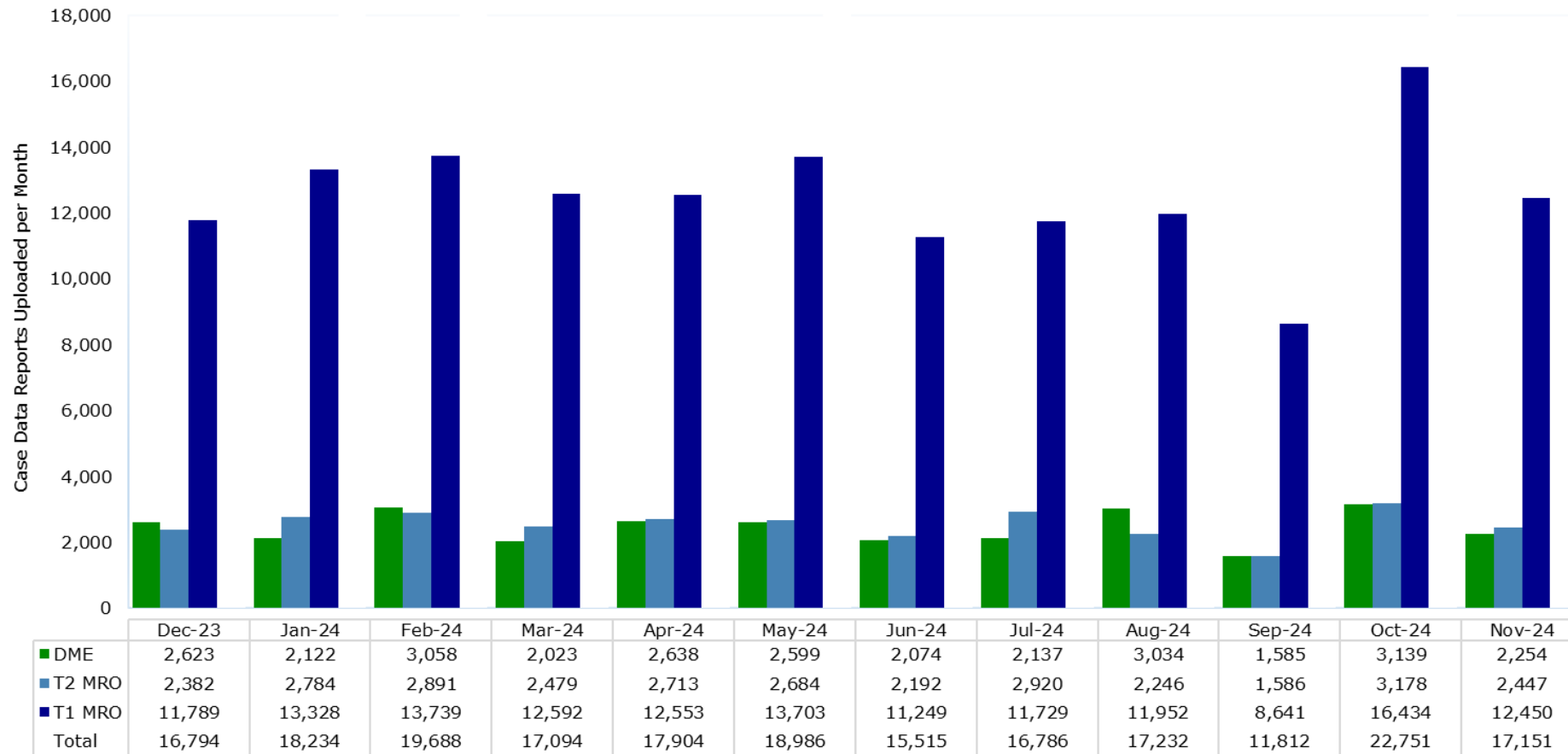


**Represented Selections of Direct Medical Experts by Specialism**  
**December 2023 to November 2024**



	Dec-23	Jan-24	Feb-24	Mar-24	Apr-24	May-24	Jun-24	Jul-24	Aug-24	Sep-24	Oct-24	Nov-24
■ Consultant Orth. Surgery	60	89	75	73	70	53	62	65	93	57	56	56
■ Consultant AE Medicine	32	40	65	65	39	47	35	43	39	31	37	27
■ Physiotherapist	805	1,109	937	806	781	625	553	1,213	777	929	903	723
■ General Practitioner	492	785	822	647	631	719	668	931	611	642	656	647
Total	1,389	2,023	1,899	1,591	1,521	1,444	1,318	2,252	1,520	1,659	1,652	1,453

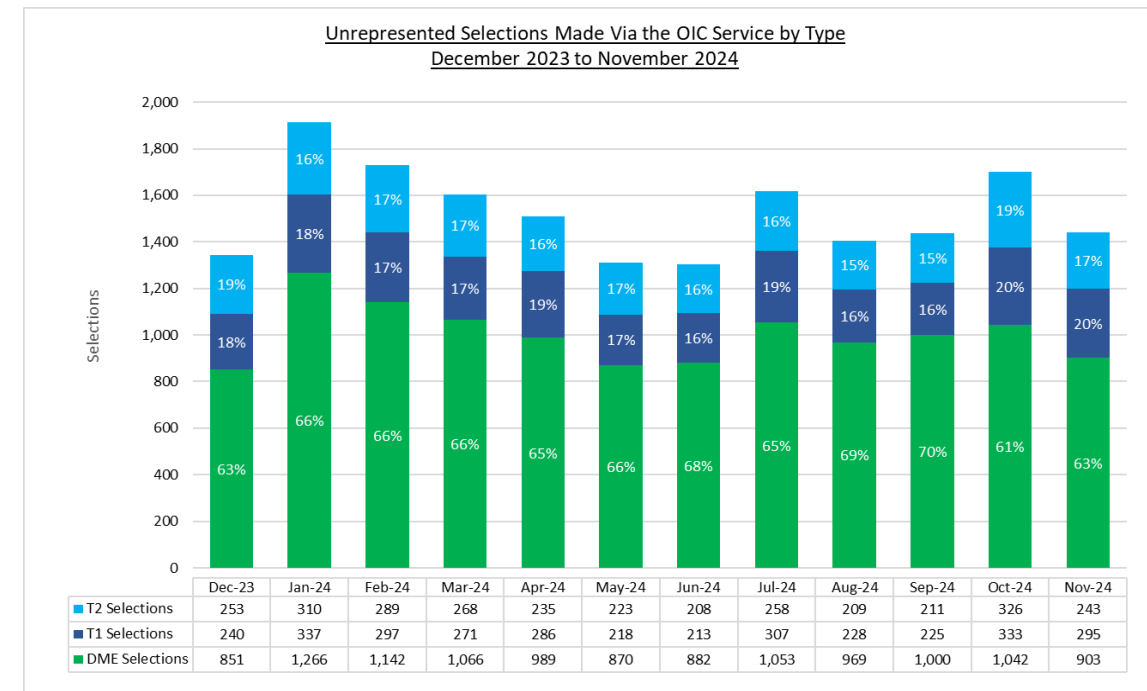
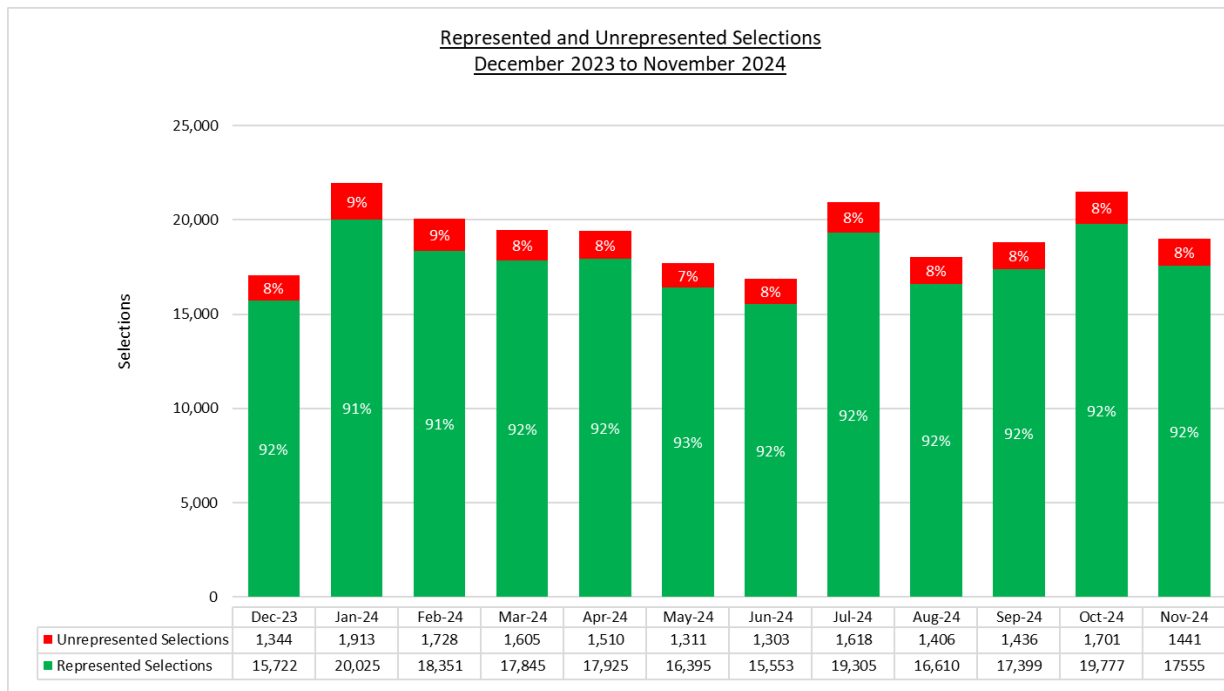
**Case Reports Uploaded by Month-December 2023 to November 2024**



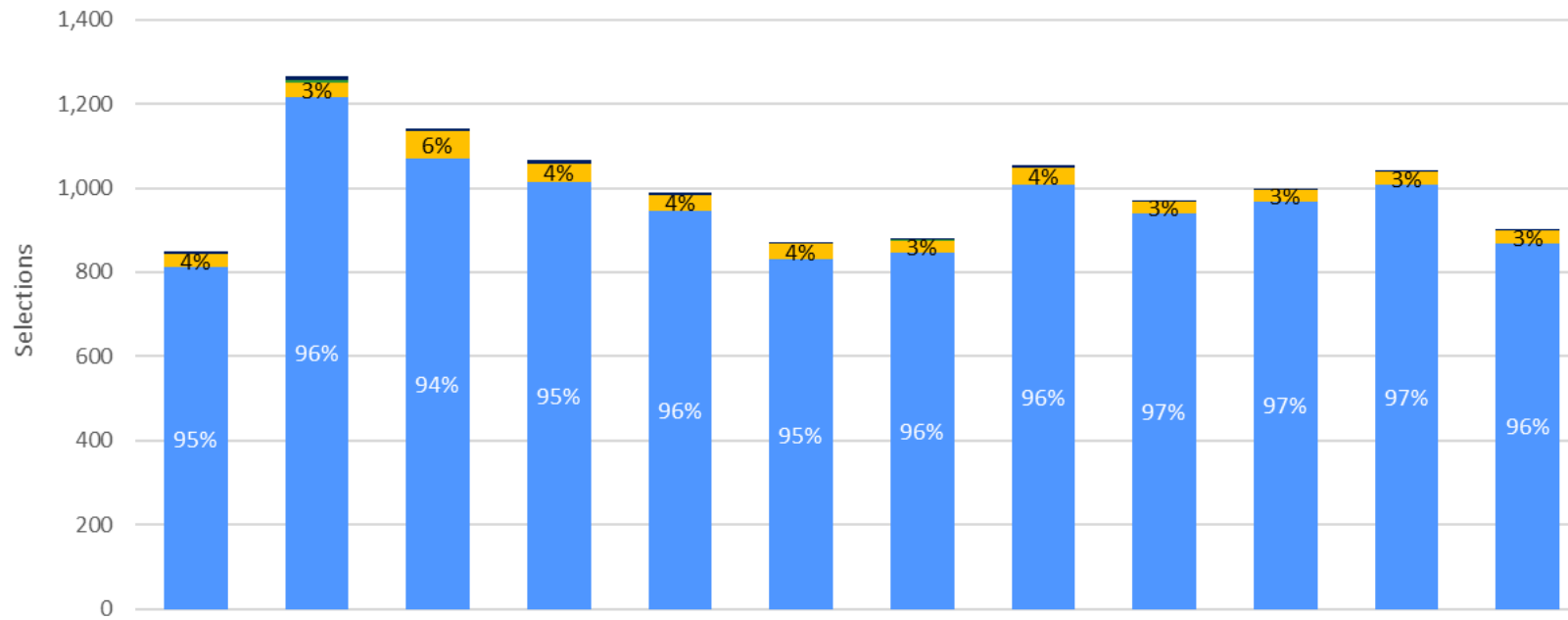
## Unrepresented Selections via Official Injury Claims

A total of 230,739 Medco searches resulting in a selection of a medical report provider were made during the period December 2023 to November 2024. Of these 18,316 were made by unrepresented claimants via the OIC service.

During this period, unrepresented claimants selected a medical reporting organisation (MRO) to provide their medical report on **6,283 (34%)** occasions and directly instructed medical experts (DMEs) **12,033 (66%)** times.



Unrepresented DME Selections Made Via the OIC Service by Specialism  
December 2023 to November 2024



	Dec-23	Jan-24	Feb-24	Mar-24	Apr-24	May-24	Jun-24	Jul-24	Aug-24	Sep-24	Oct-24	Nov-24
Cons Ortho	7	10	6	7	5	1	6	6	1	4	2	4
Cons AE	0	5	0	1	0	2	1	0	0	0	1	1
Physio	33	35	67	43	38	37	30	38	28	28	32	29
GP	811	1,216	1,069	1,015	946	830	845	1,009	940	968	1,007	869
Total	851	1,266	1,142	1,066	989	870	882	1,053	969	1,000	1,042	903