

MedCo Registration Solutions

MedCo Management Information

1st April 2025



Operational (Not Suspended) Medco Users 1st April 2025

- 34 MROs
- 430 Operational, accredited Medical Experts
- 1,138 Authorised Users

Overview of Medco Activity for March 2025

92% of selections were for represented claims, with 8% being unrepresented via the Official Injury Claim Service

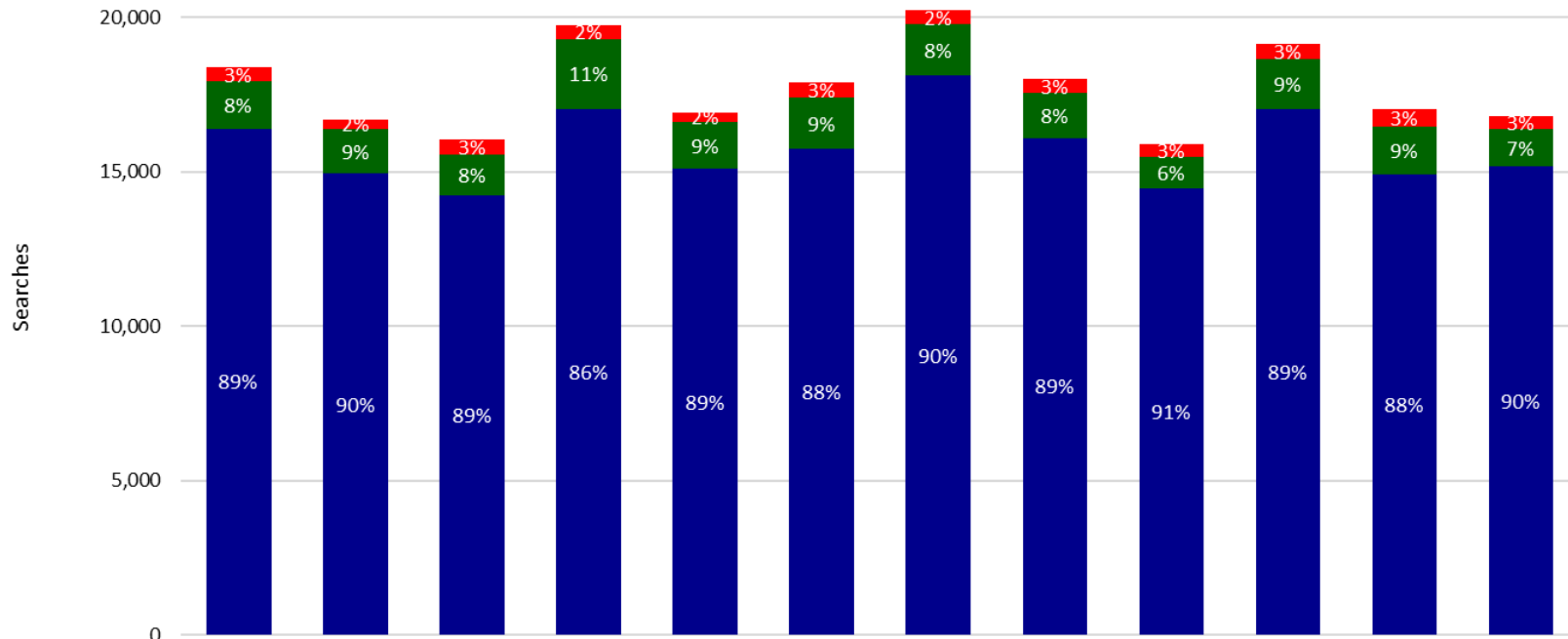
Searches and Selections-Represented Cases:

- 15,179 searches in March 2025 resulting in the selection of an MRO
- 1,197 searches resulting in the selection of a Direct Medical Expert (DME)
- 43% of DME selections were for GPs
- 49% of DME selections were for physiotherapists

Searches and Selections-Unrepresented Cases (using the Official Injury Claim Service):

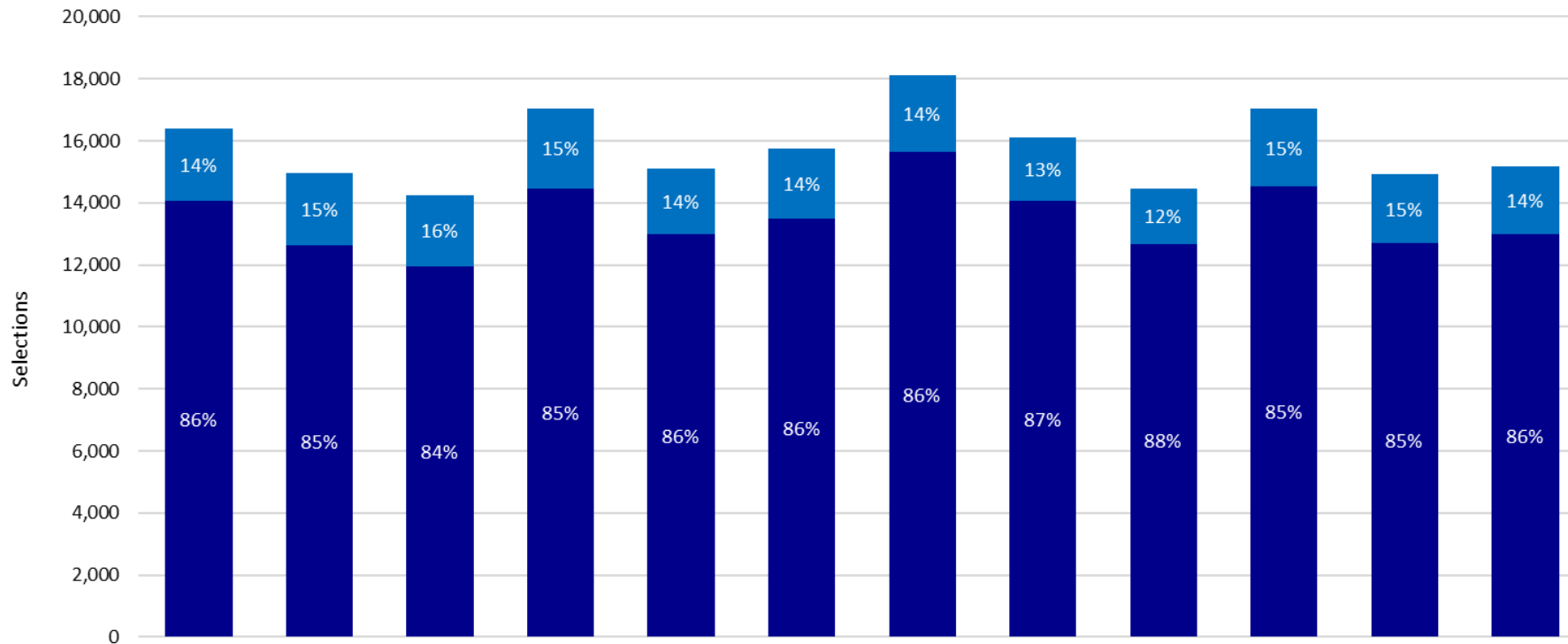
- 622 searches in March 2025 resulting in the selection of an MRO
- 967 searches resulting in the selection of a Direct Medical Expert (DME)
- 96% of DME selections were for GPs
- 2.8% of DME selections were for physiotherapists

Total Represented Searches and Selections-April 2024 to March 2025



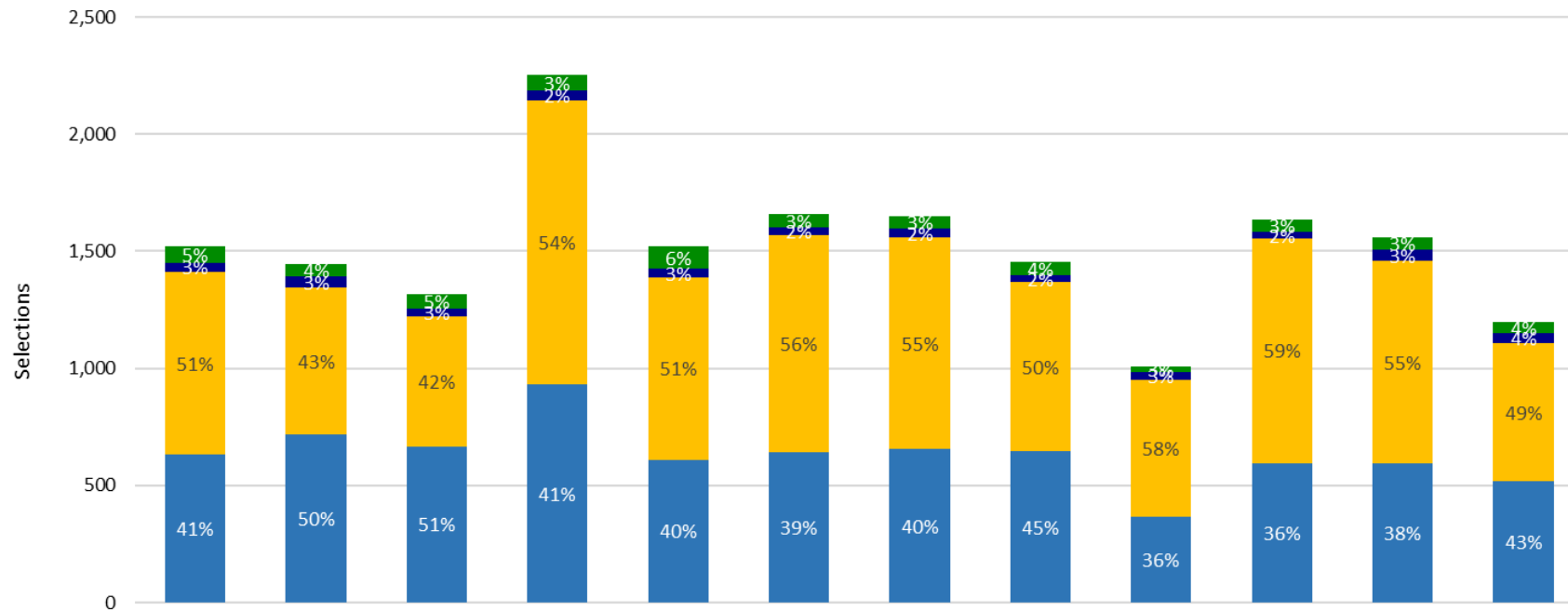
	Apr-24	May-24	Jun-24	Jul-24	Aug-24	Sep-24	Oct-24	Nov-24	Dec-24	Jan-25	Feb-25	Mar-25
No Selection	462	309	509	463	329	512	466	464	419	500	558	426
DMEs	1,521	1,444	1,318	2,252	1,520	1,659	1,652	1,453	1,009	1,635	1,558	1,197
MROs	16,404	14,951	14,235	17,053	15,090	15,740	18,125	16,102	14,471	17,024	14,921	15,179
Total Searches	18,387	16,704	16,062	19,768	16,939	17,911	20,243	18,019	15,899	19,159	17,037	16,802

Represented MRO Selections by Tier Type-April 2024 to March 2025



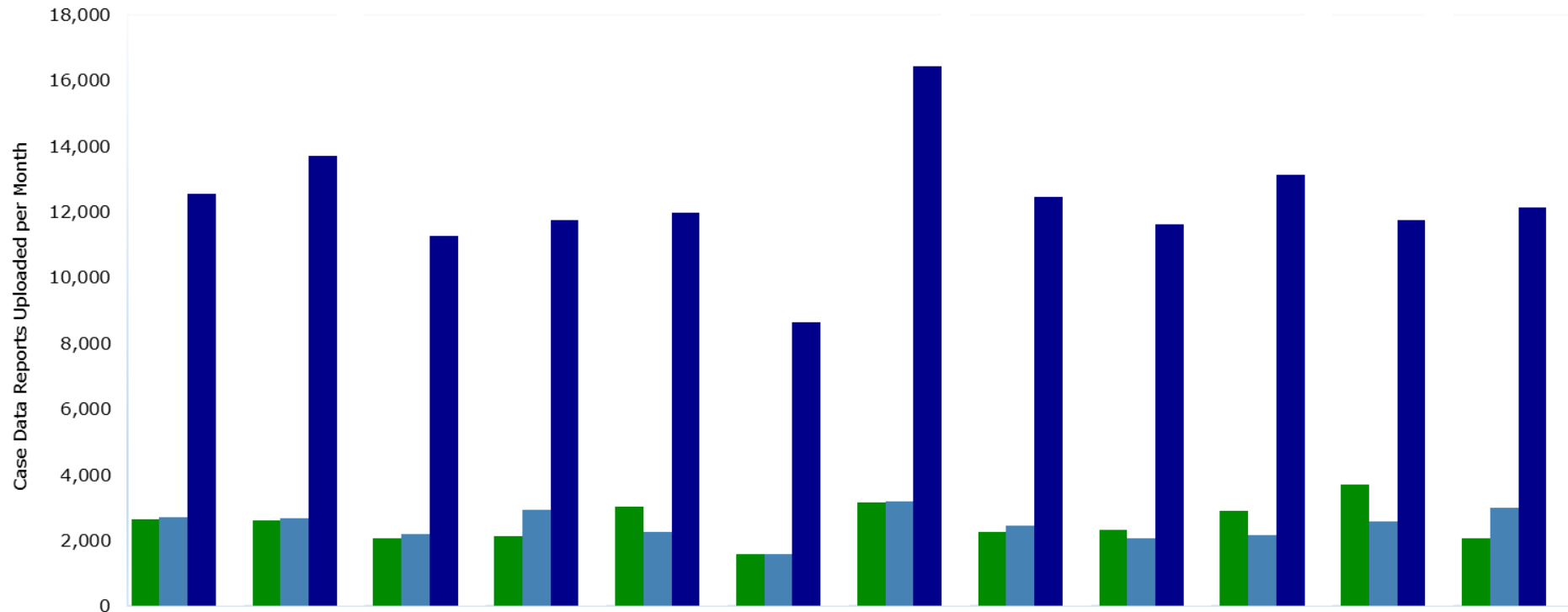
	Apr-24	May-24	Jun-24	Jul-24	Aug-24	Sep-24	Oct-24	Nov-24	Dec-24	Jan-25	Feb-25	Mar-25
T2	2,323	2,311	2,268	2,578	2,100	2,251	2,474	2,050	1,800	2,506	2,220	2,178
T1	14,081	12,640	11,967	14,475	12,990	13,489	15,651	14,052	12,671	14,518	12,701	13,001
Total	16,404	14,951	14,235	17,053	15,090	15,740	18,125	16,102	14,471	17,024	14,921	15,179

Represented Selections of Direct Medical Experts by Specialism April 2024 to March 2025



	Apr-24	May-24	Jun-24	Jul-24	Aug-24	Sep-24	Oct-24	Nov-24	Dec-24	Jan-25	Feb-25	Mar-25
■ Consultant Orth. Surgery	70	53	62	65	93	57	56	56	27	53	51	46
■ Consultant AE Medicine	39	47	35	43	39	31	37	27	29	27	48	42
■ Physiotherapist	781	625	553	1,213	777	929	903	723	585	959	864	591
■ General Practitioner	631	719	668	931	611	642	656	647	368	596	595	518
Total	1,521	1,444	1,318	2,252	1,520	1,659	1,652	1,453	1,009	1,635	1,558	1,197

Case Reports Uploaded by Month-April 2024 to March 2025



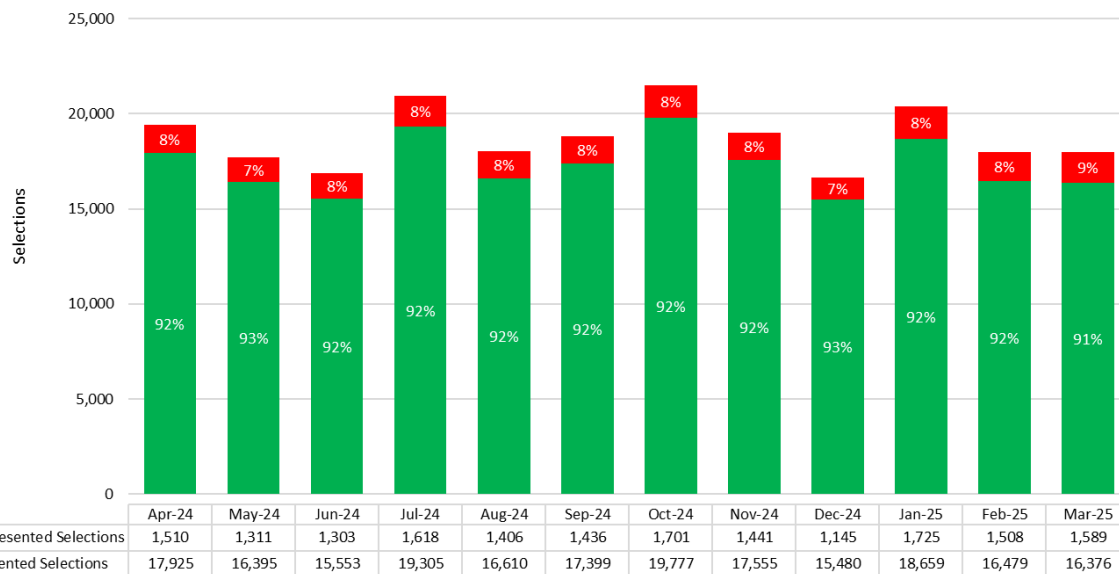
	Apr-24	May-24	Jun-24	Jul-24	Aug-24	Sep-24	Oct-24	Nov-24	Dec-24	Jan-25	Feb-25	Mar-25
■ DME	2,638	2,599	2,074	2,137	3,034	1,585	3,139	2,254	2,334	2,896	3,705	2,065
■ T2 MRO	2,713	2,684	2,192	2,920	2,246	1,586	3,178	2,447	2,063	2,153	2,572	3,001
■ T1 MRO	12,553	13,703	11,249	11,729	11,952	8,641	16,434	12,450	11,622	13,108	11,755	12,121
Total	17,904	18,986	15,515	16,786	17,232	11,812	22,751	17,151	16,019	18,157	18,032	17,187

Unrepresented Selections via Official Injury Claims

A total of **224,513 Medco searches** resulting in a selection of a medical report provider were made during the period **April 2024 to March 2025**. Of these **17,693** were made by unrepresented claimants via the OIC service.

During this period, unrepresented claimants selected a medical reporting organisation (MRO) to provide their medical report on **6,290 (35%)** occasions and directly instructed medical experts (DMEs) **11,403 (65%)** times.

Represented and Unrepresented Selections
April 2024 to March 2025



Unrepresented Selections Made Via the OIC Service by Type
April 2024 to March 2025



Unrepresented DME Selections Made Via the OIC Service by Specialism
April 2024 to March 2025

