

MedCo Registration Solutions

MedCo Management Information

1st October 2024



Operational Medco Users 1st October 2024

- 35 MROs
- 508 Operational, accredited Medical Experts
- 1,206 Authorised Users

Overview of Medco Activity for September 2024

92% of selections were for represented claims, with 8% being unrepresented via the Official Injury Claim Service

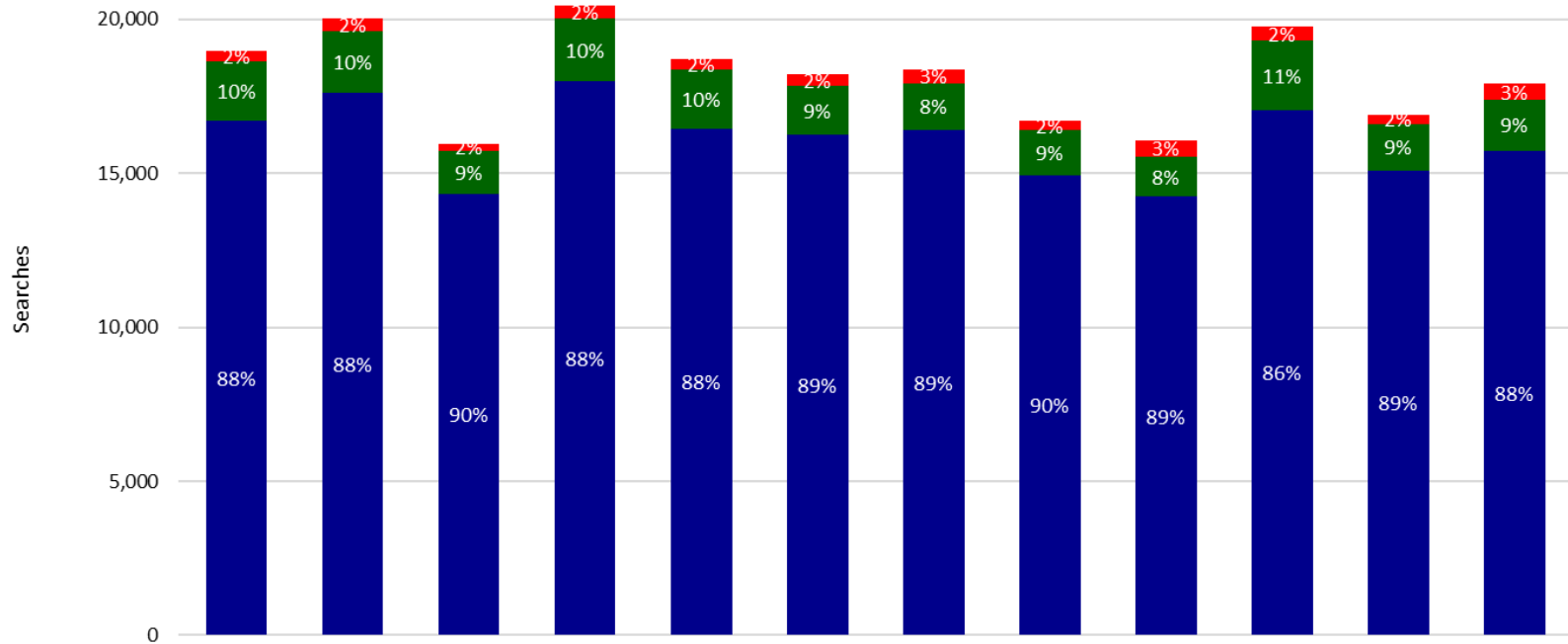
Searches and Selections-Represented Cases:

- 15,740 searches in September 2024 resulting in the selection of an MRO
- 1,659 searches resulting in the selection of a Direct Medical Expert (DME)
- 39% of DME selections were for GPs
- 56% of DME selections were for physiotherapists

Searches and Selections-Unrepresented Cases (using the Official Injury Claim Service):

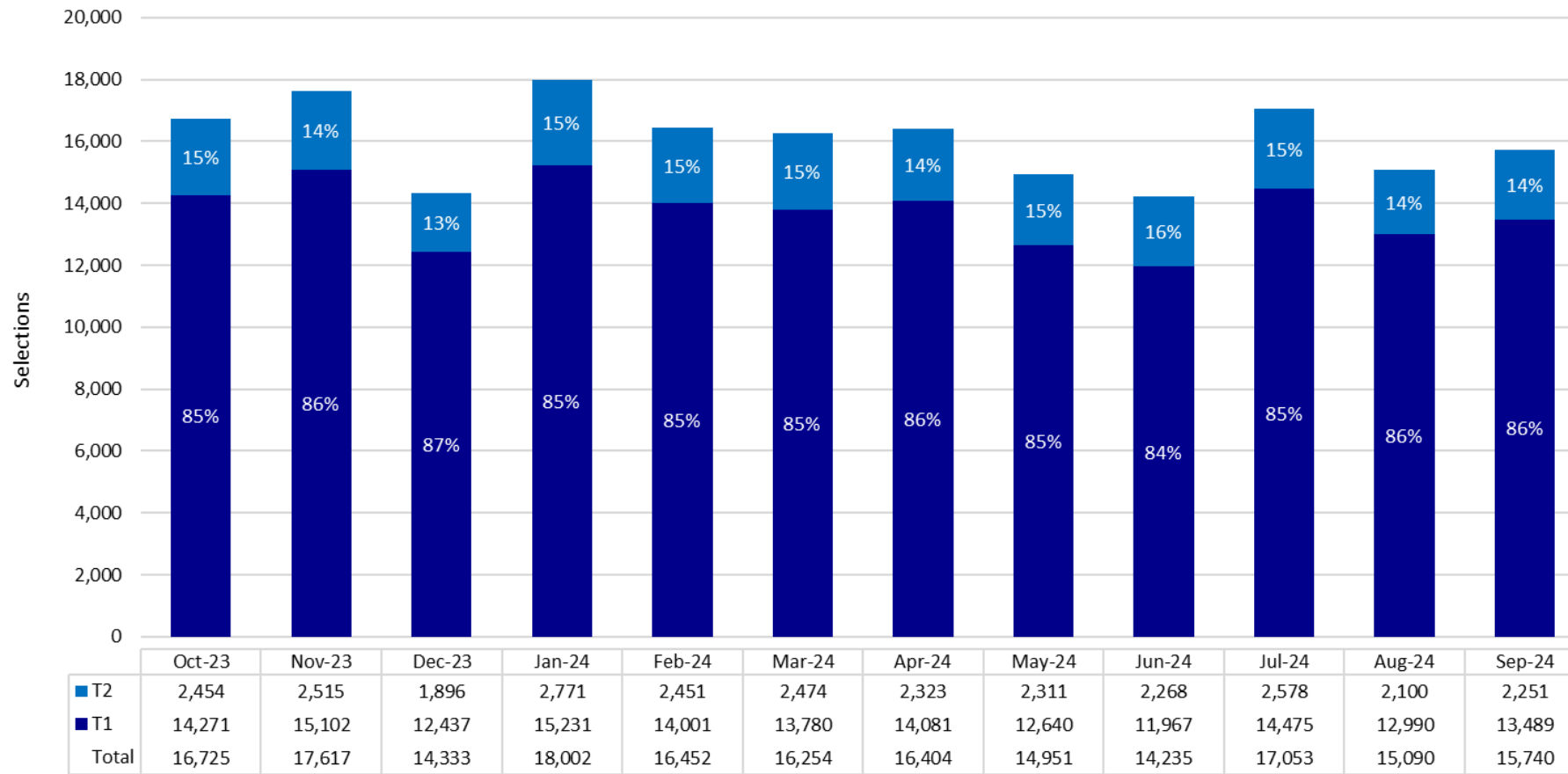
- 436 searches in September 2024 resulting in the selection of an MRO
- 1000 searches resulting in the selection of a Direct Medical Expert (DME)
- 97% of DME selections were for GPs
- 3% of DME selections were for physiotherapists

Total Represented Searches and Selections-October 2023 to September 2024

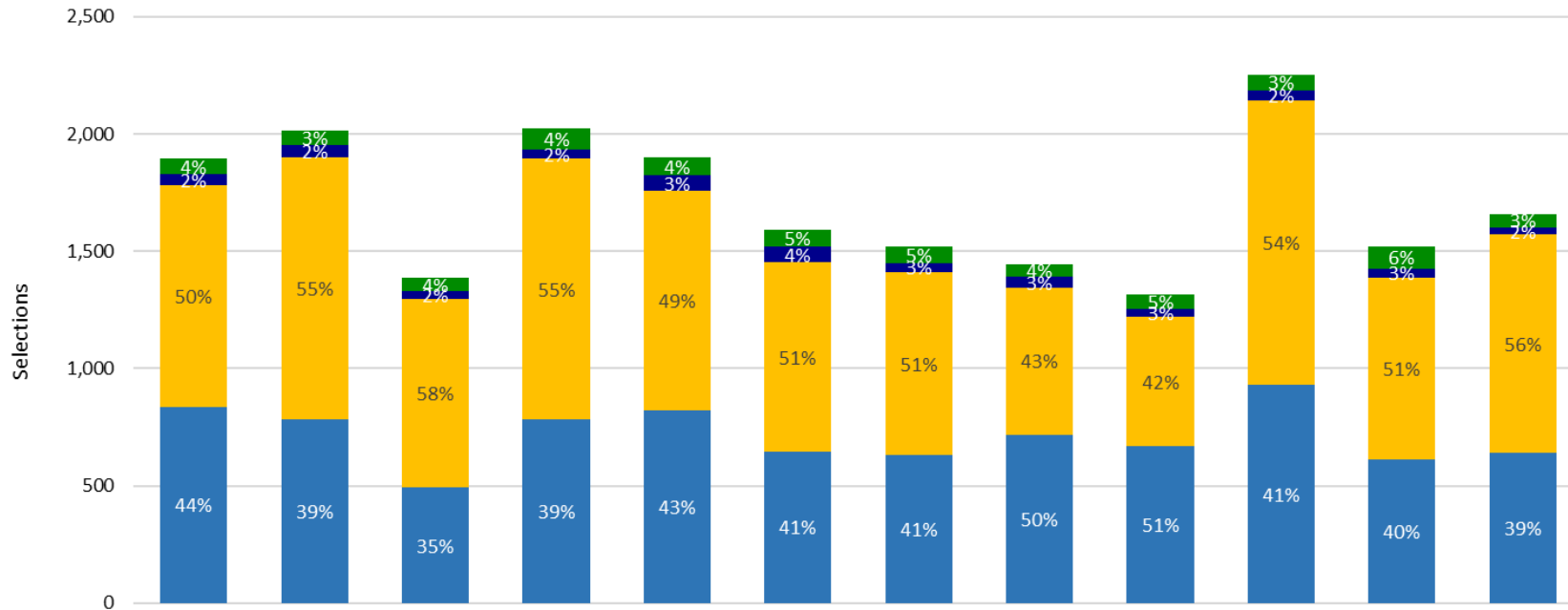


	Oct-23	Nov-23	Dec-23	Jan-24	Feb-24	Mar-24	Apr-24	May-24	Jun-24	Jul-24	Aug-24	Sep-24
No Selection	367	418	253	433	358	359	462	309	509	463	303	504
DMEs	1,890	2,007	1,384	2,023	1,899	1,591	1,521	1,444	1,318	2,252	1,520	1,659
MROs	16,725	17,617	14,333	18,002	16,452	16,254	16,404	14,951	14,235	17,053	15,090	15,740
Total Searches	18,982	20,042	15,970	20,458	18,709	18,204	18,387	16,704	16,062	19,768	16,913	17,903

Represented MRO Selections by Tier Type-October 2023 to September 2024

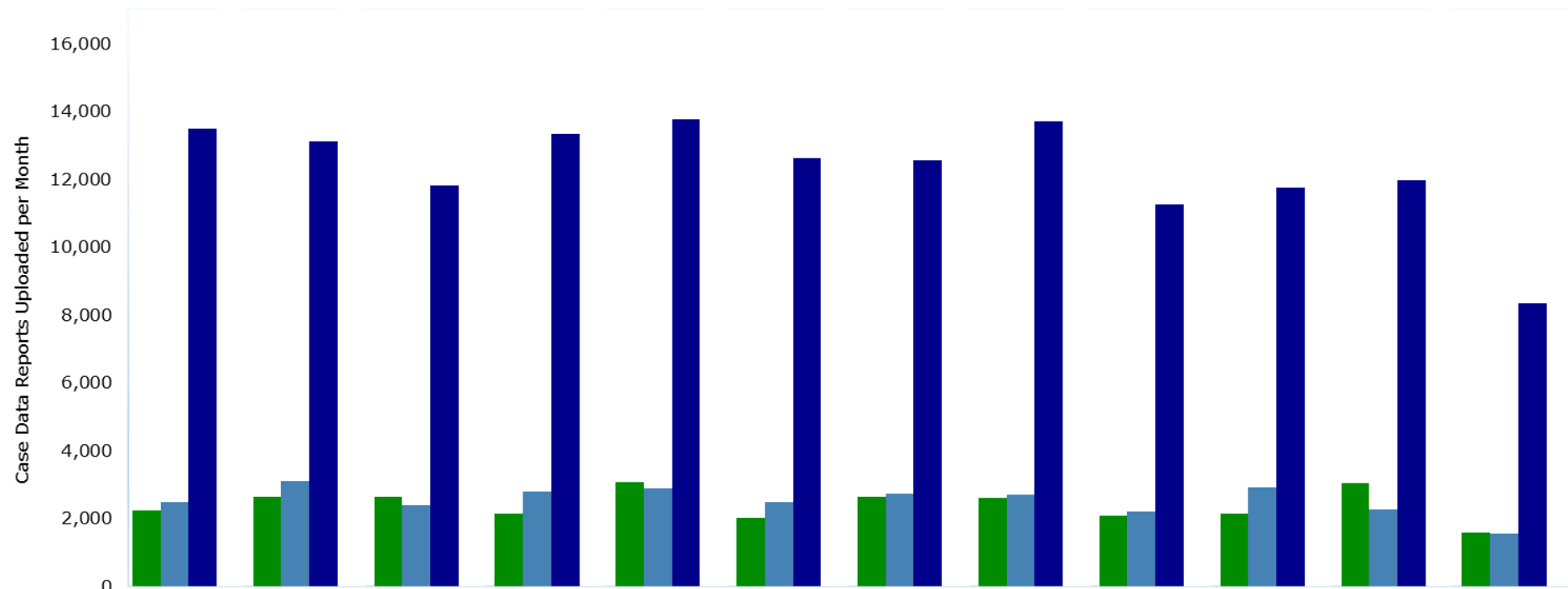


Represented Selections of Direct Medical Experts by Specialism
October 2023 to September 2024



	Oct-23	Nov-23	Dec-23	Jan-24	Feb-24	Mar-24	Apr-24	May-24	Jun-24	Jul-24	Aug-24	Sep-24
■ Consultant Orth. Surgery	67	61	60	89	75	73	70	53	62	65	93	57
■ Consultant AE Medicine	46	50	32	40	65	65	39	47	35	43	39	31
■ Physiotherapist	943	1,116	805	1,109	937	806	781	625	553	1,213	777	929
■ General Practitioner	838	786	492	785	822	647	631	719	668	931	611	642
Total	1,894	2,013	1,389	2,023	1,899	1,591	1,521	1,444	1,318	2,252	1,520	1,659

Case Reports Uploaded by Month-October 2023 to September 2024



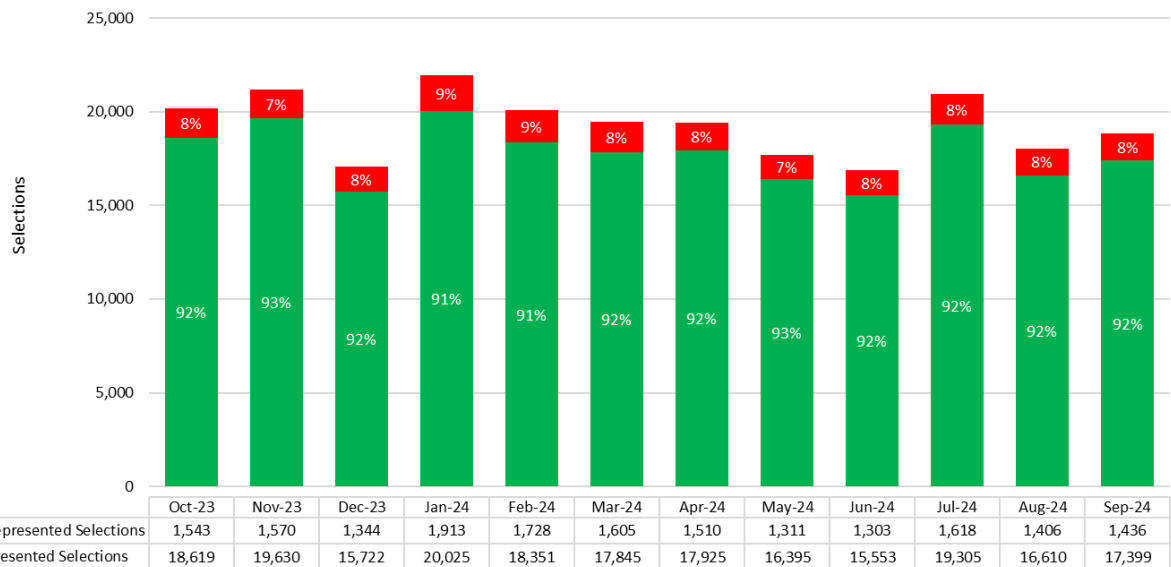
	Oct-23	Nov-23	Dec-23	Jan-24	Feb-24	Mar-24	Apr-24	May-24	Jun-24	Jul-24	Aug-24	Sep-24
■ DME	2,230	2,624	2,623	2,122	3,058	2,023	2,638	2,599	2,074	2,137	3,034	1,585
■ T2 MRO	2,486	3,083	2,382	2,784	2,891	2,479	2,713	2,684	2,192	2,920	2,246	1,547
■ T1 MRO	13,461	13,109	11,789	13,328	13,739	12,592	12,553	13,703	11,249	11,729	11,952	8,332
Total	18,177	18,816	16,794	18,234	19,688	17,094	17,904	18,986	15,515	16,786	17,232	11,464

Unrepresented Selections via Official Injury Claims

A total of 231,666 Medco searches resulting in a selection of a medical report provider were made during the period October 2023 to September 2024. Of these 18,287 were made by unrepresented claimants via the OIC service.

During this period, unrepresented claimants selected a medical reporting organisation (MRO) to provide their medical report on 6,350 (35%) occasions and directly instructed medical experts (DMEs) 11,937(65%) times.

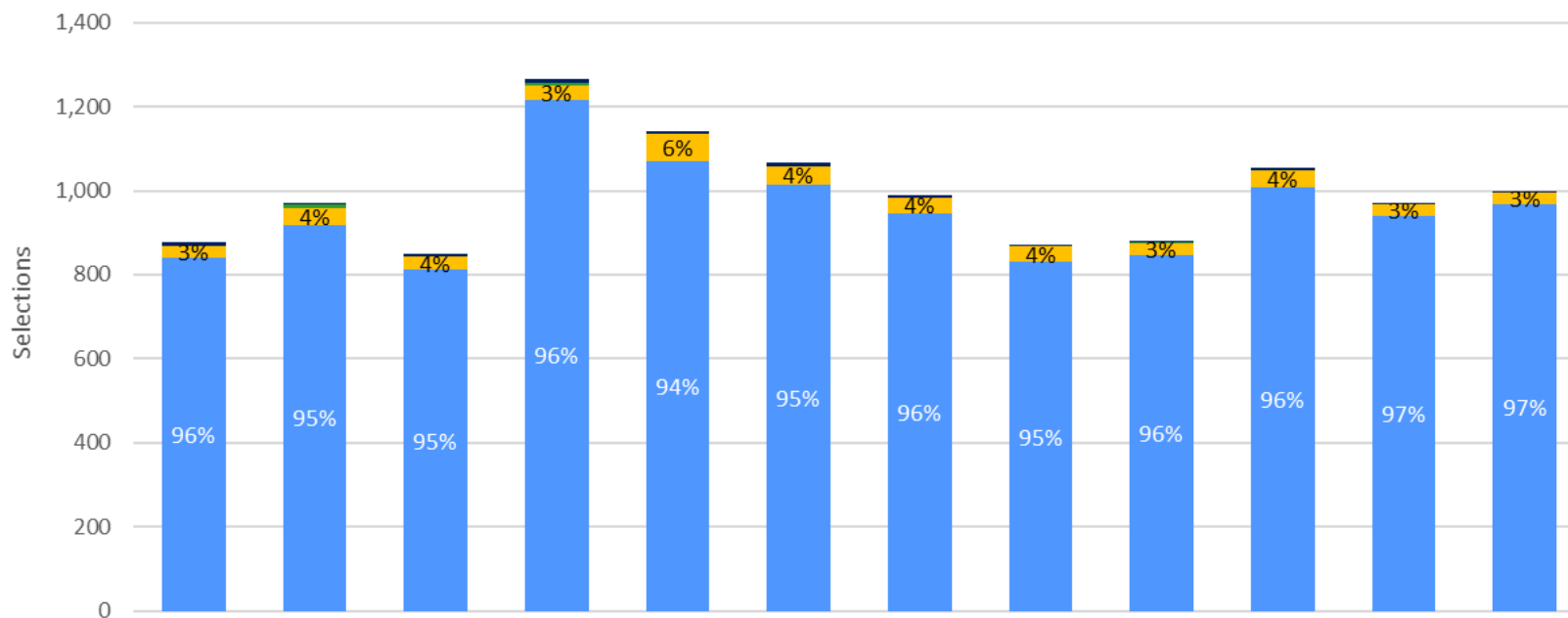
Represented and Unrepresented Selections
October 2023 to September 2024



Unrepresented Selections Made Via the OIC Service by Type
October 2023 to September 2024



Unrepresented DME Selections Made Via the OIC Service by Specialism
October 2023 to September 2024



	Oct-23	Nov-23	Dec-23	Jan-24	Feb-24	Mar-24	Apr-24	May-24	Jun-24	Jul-24	Aug-24	Sep-24
■ Cons Ortho	10	4	7	10	6	7	5	1	6	6	1	4
■ Cons AE	1	7	0	5	0	1	0	2	1	0	0	0
■ Physio	27	40	33	35	67	43	38	37	30	38	28	28
■ GP	841	919	811	1,216	1,069	1,015	946	830	845	1,009	940	968
Total	879	970	851	1,266	1,142	1,066	989	870	882	1,053	969	1,000