

# MedCo Registration Solutions

MedCo Management Information

1<sup>st</sup> September 2024



## **Operational Medco Users 1<sup>st</sup> September 2024**

- 35 MROs
- 495 Operational, accredited Medical Experts
- 1,208 Authorised Users

## **Overview of Medco Activity for August 2024**

92% of selections were for represented claims, with 8% being unrepresented via the Official Injury Claim Service

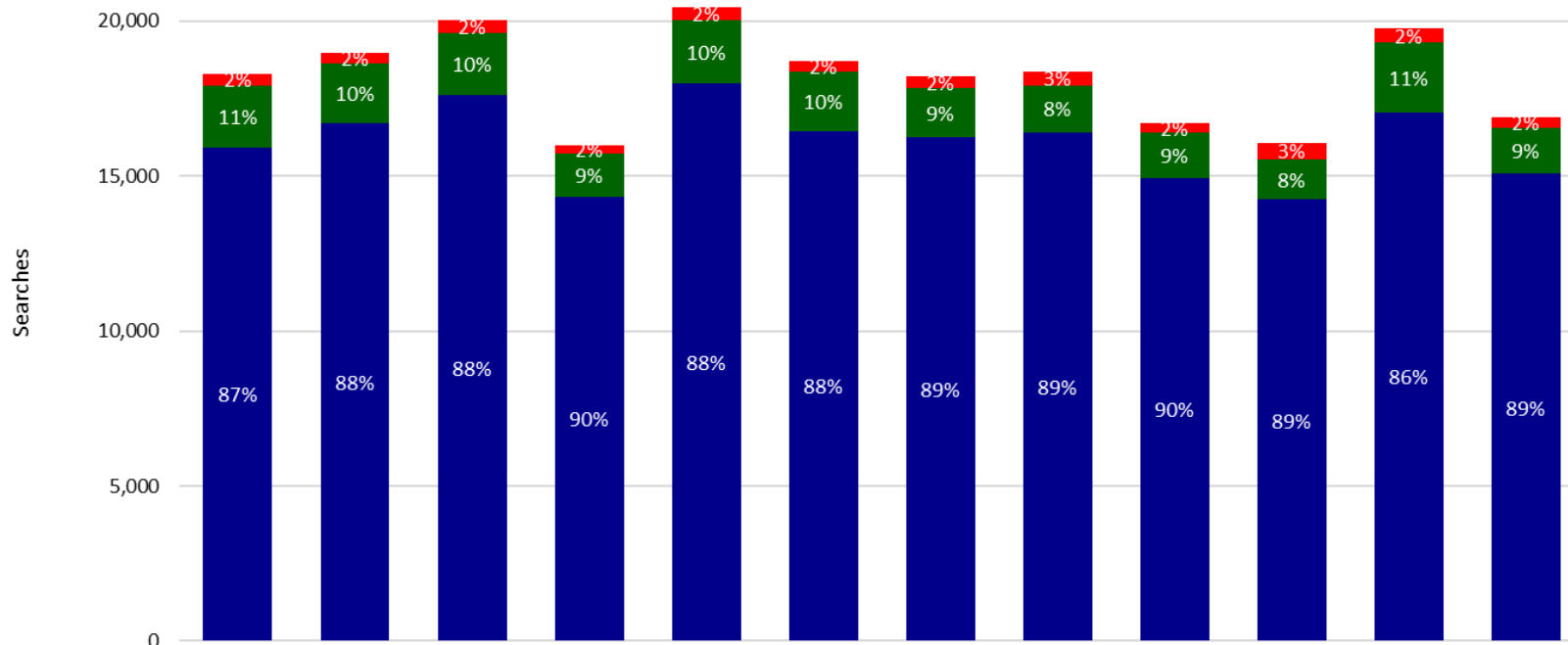
### **Searches and Selections-Represented Cases:**

- 15,067 searches in August 2024 resulting in the selection of an MRO
- 1,492 searches resulting in the selection of a Direct Medical Expert (DME)
- 40% of DME selections were for GPs
- 51% of DME selections were for physiotherapists

### **Searches and Selections-Unrepresented Cases (using the Official Injury Claim Service):**

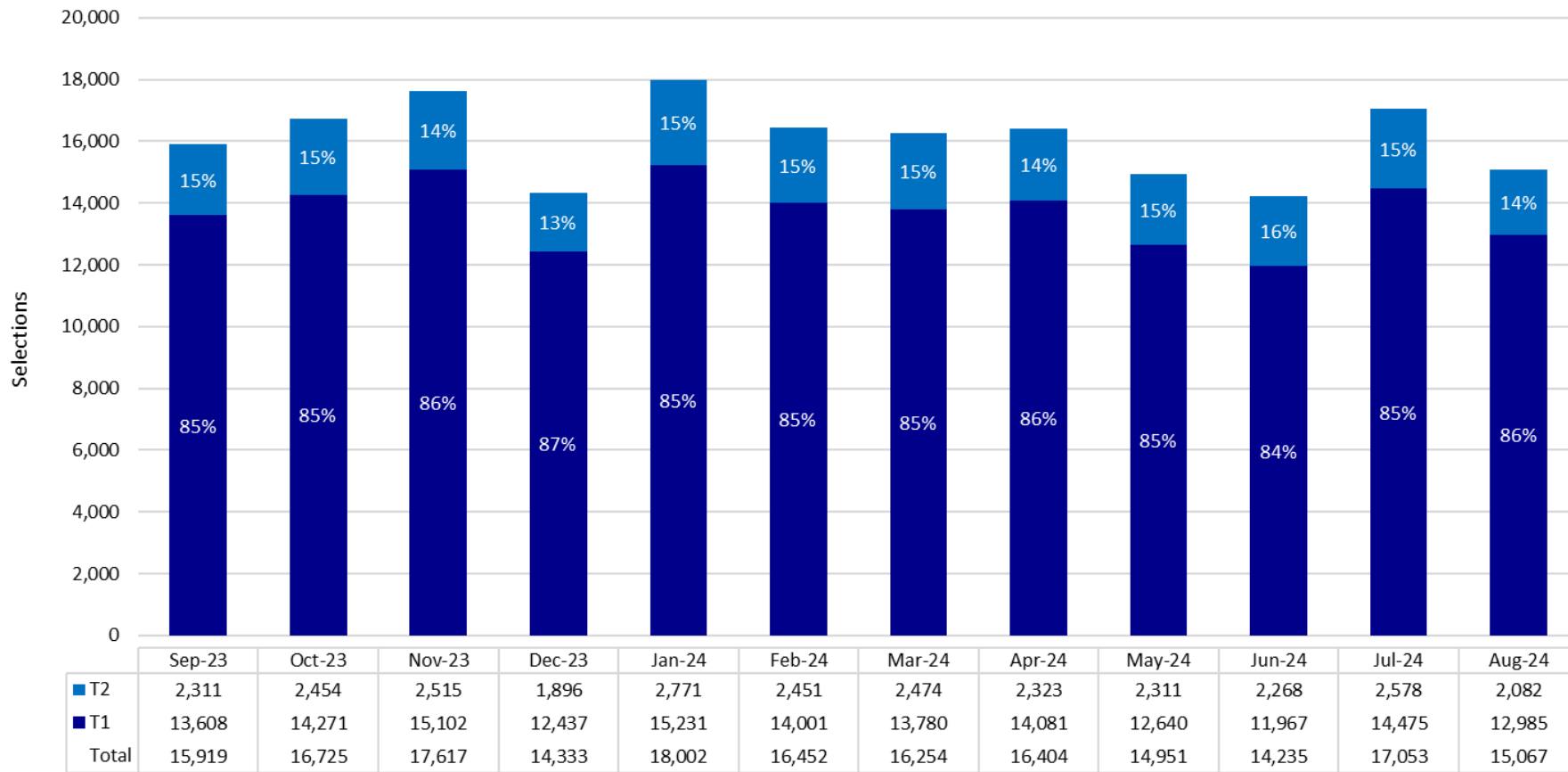
- 415 searches in August 2024 resulting in the selection of an MRO
- 872 searches resulting in the selection of a Direct Medical Expert (DME)
- 97% of DME selections were for GPs
- 3% of DME selections were for physiotherapists

### Total Represented Searches and Selections-September 2023 to August 2024

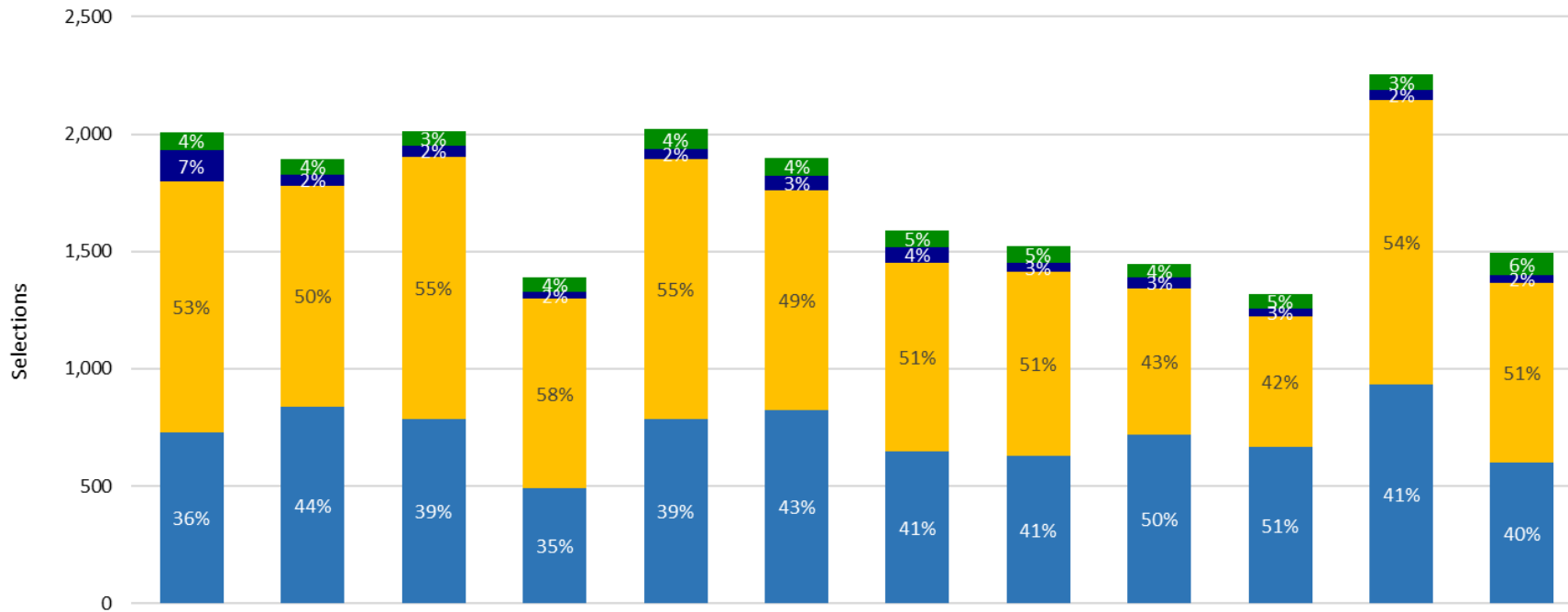


	Sep-23	Oct-23	Nov-23	Dec-23	Jan-24	Feb-24	Mar-24	Apr-24	May-24	Jun-24	Jul-24	Aug-24
No Selection	371	367	418	253	433	358	359	462	309	508	463	320
DMEs	2,008	1,894	2,013	1,389	2,023	1,899	1,591	1,521	1,444	1,318	2,252	1,492
MROs	15,919	16,725	17,617	14,333	18,002	16,452	16,254	16,404	14,951	14,235	17,053	15,067
Total Searches	18,298	18,986	20,048	15,975	20,458	18,709	18,204	18,387	16,704	16,061	19,768	16,879

### Represented MRO Selections by Tier Type-September 2023 to August 2024

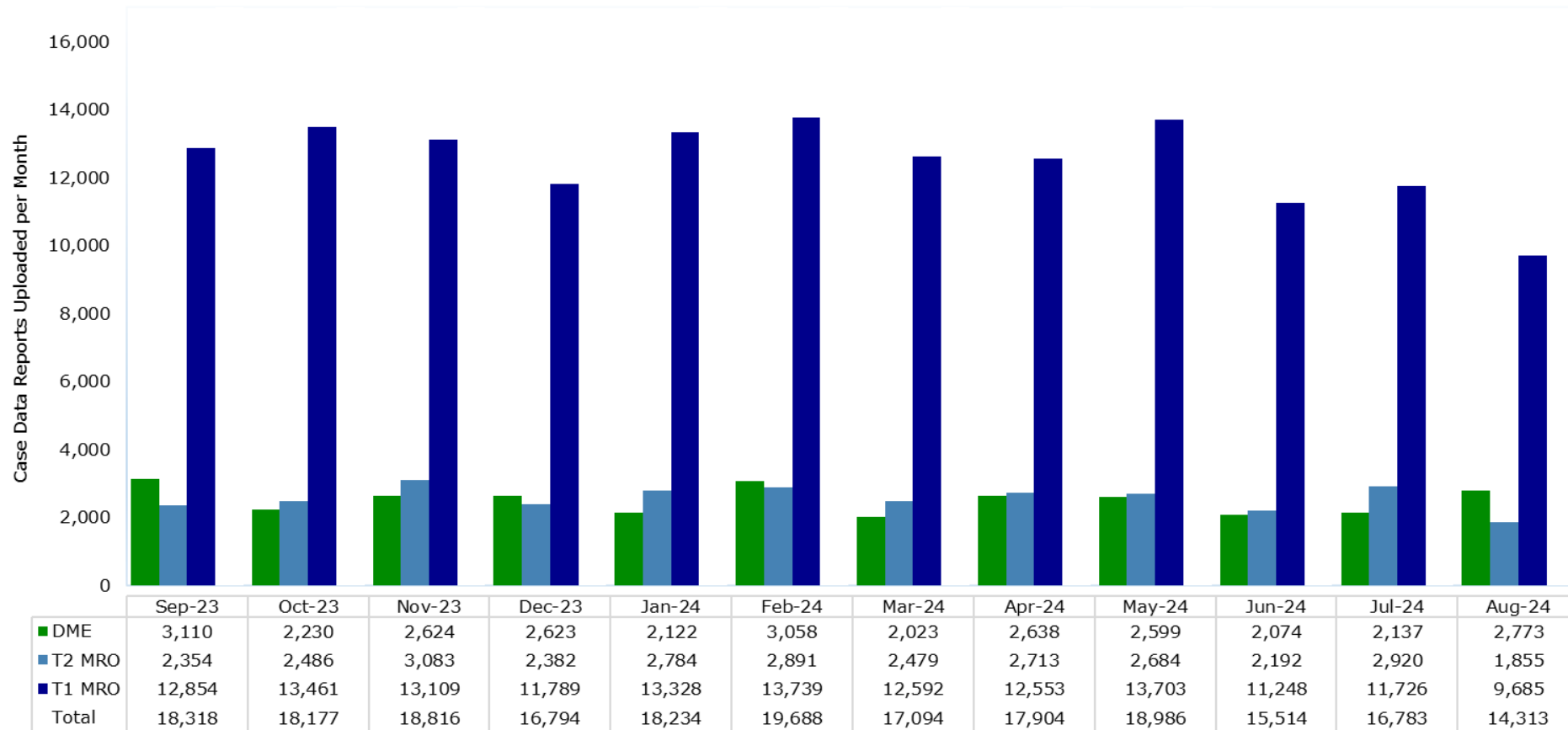


**Represented Selections of Direct Medical Experts by Specialism**  
**September 2023 to August 2024**



	Sep-23	Oct-23	Nov-23	Dec-23	Jan-24	Feb-24	Mar-24	Apr-24	May-24	Jun-24	Jul-24	Aug-24
■ Consultant Orth. Surgery	75	67	61	60	89	75	73	70	53	62	65	91
■ Consultant AE Medicine	137	46	50	32	40	65	65	39	47	35	43	37
■ Physiotherapist	1,065	943	1,116	805	1,109	937	806	781	625	553	1,213	763
■ General Practitioner	731	838	786	492	785	822	647	631	719	668	931	601
Total	2,008	1,894	2,013	1,389	2,023	1,899	1,591	1,521	1,444	1,318	2,252	1,492

### Case Reports Uploaded by Month-September 2023 to August 2024

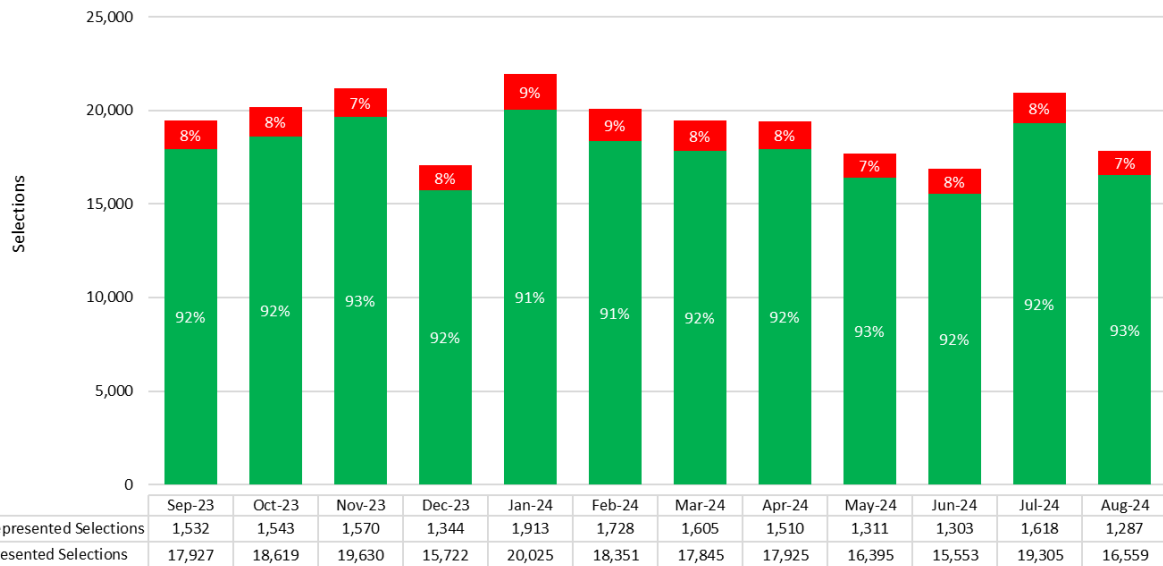


## Unrepresented Selections via Official Injury Claims

A total of **232,120 MedCo searches** resulting in a selection of a medical report provider were made during the period **September 2023 to August 2024**. Of these **18,264** were made by unrepresented claimants via the OIC service.

During this period, unrepresented claimants selected a medical reporting organisation (MRO) to provide their medical report on **6,552 (36%)** occasions and directly instructed medical experts (DMEs) **11,712 (64%)** times.

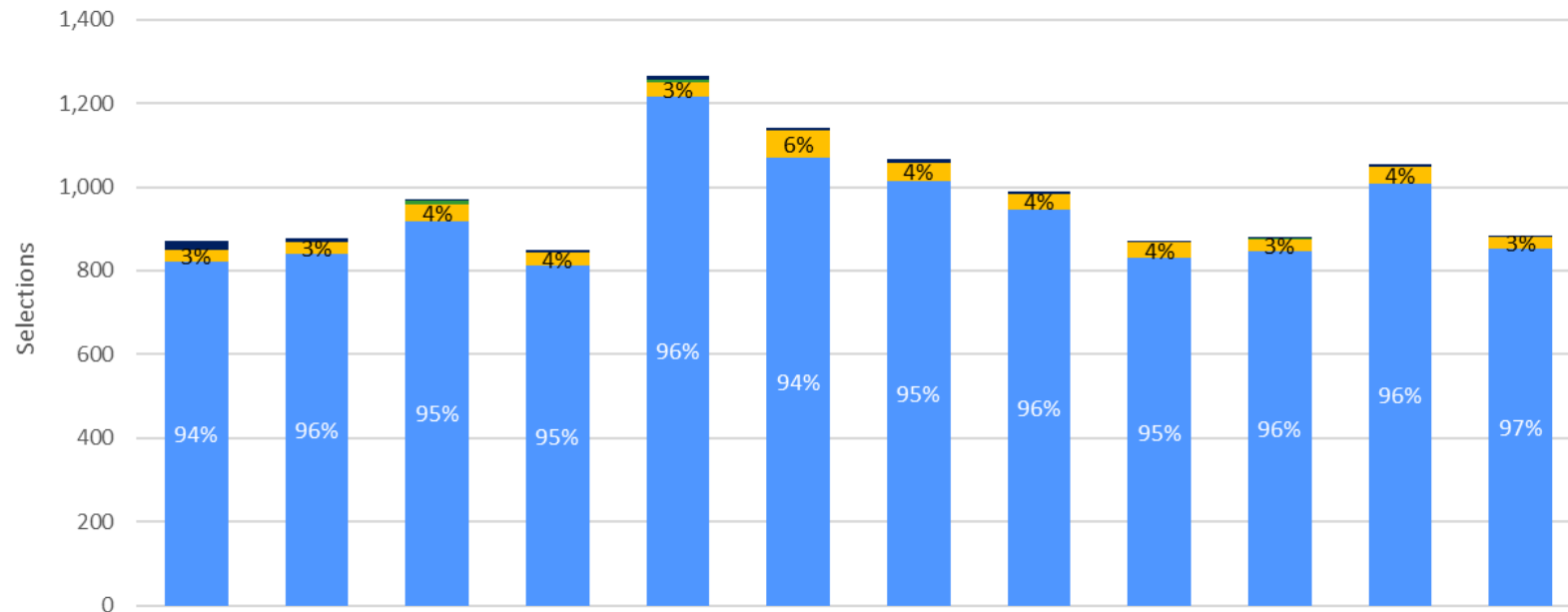
Represented and Unrepresented Selections  
September 2023 to August 2024



Unrepresented Selections Made Via the OIC Service by Type  
September 2023 to August 2024



Unrepresented DME Selections Made Via the OIC Service by Specialism  
September 2023 to August 2024



	Sep-23	Oct-23	Nov-23	Dec-23	Jan-24	Feb-24	Mar-24	Apr-24	May-24	Jun-24	Jul-24	Aug-24
■ Cons Ortho	21	10	4	7	10	6	7	5	1	6	6	2
■ Cons AE	1	1	7	0	5	0	1	0	2	1	0	0
■ Physio	27	27	40	33	35	67	43	38	37	30	38	27
■ GP	823	841	919	811	1,216	1,069	1,015	946	830	845	1,009	853
Total	872	879	970	851	1,266	1,142	1,066	989	870	882	1,053	882