

MedCo Registration Solutions

MedCo Management Information

1st August 2024



Operational Medco Users July 2024

- 35 MROs
- 492 Operational, accredited Medical Experts
- 1,209 Authorised Users

Overview of Medco Activity for July 2024

92% of selections were for represented claims, with 8% being unrepresented via the Official Injury Claim Service

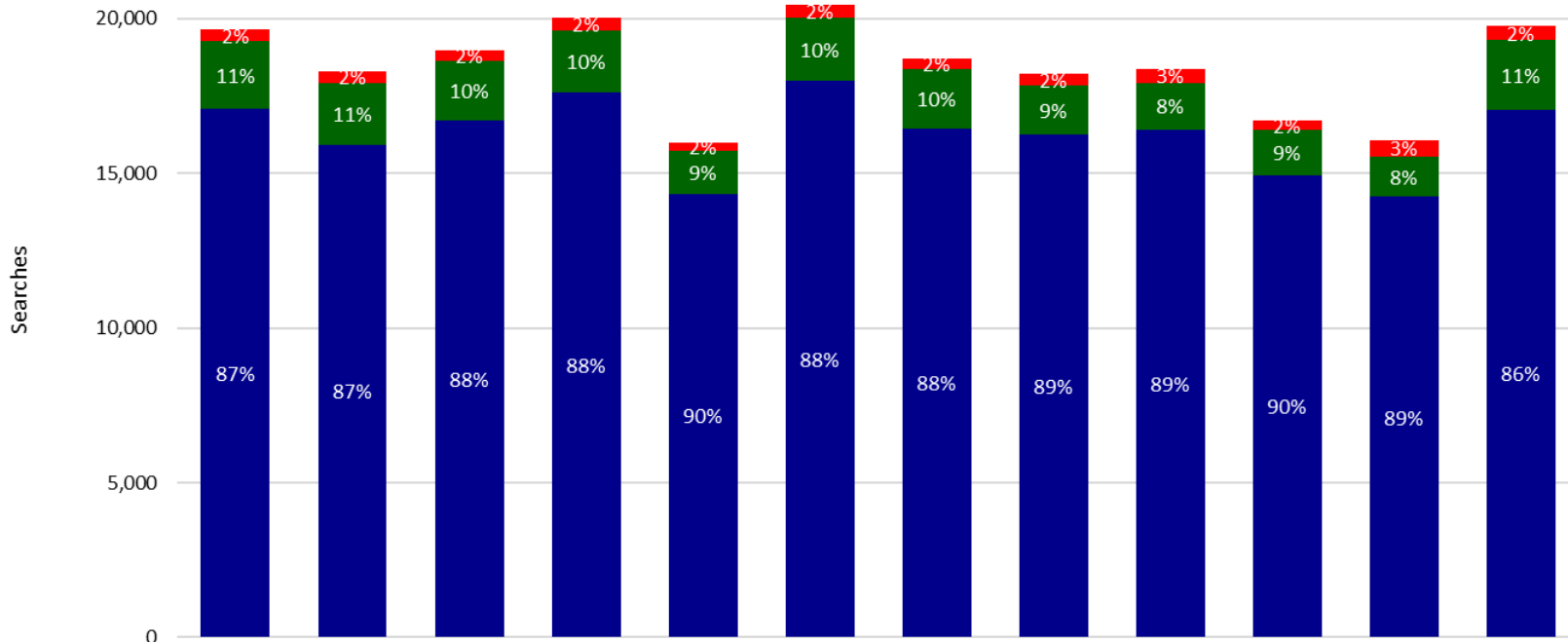
Searches and Selections-Represented Cases:

- 17,053 searches in July 2024 resulting in the selection of an MRO
- 2,252 searches resulting in the selection of a Direct Medical Expert (DME)
- 41% of DME selections were for GPs
- 54% of DME selections were for physiotherapists

Searches and Selections-Unrepresented Cases (using the Official Injury Claim Service):

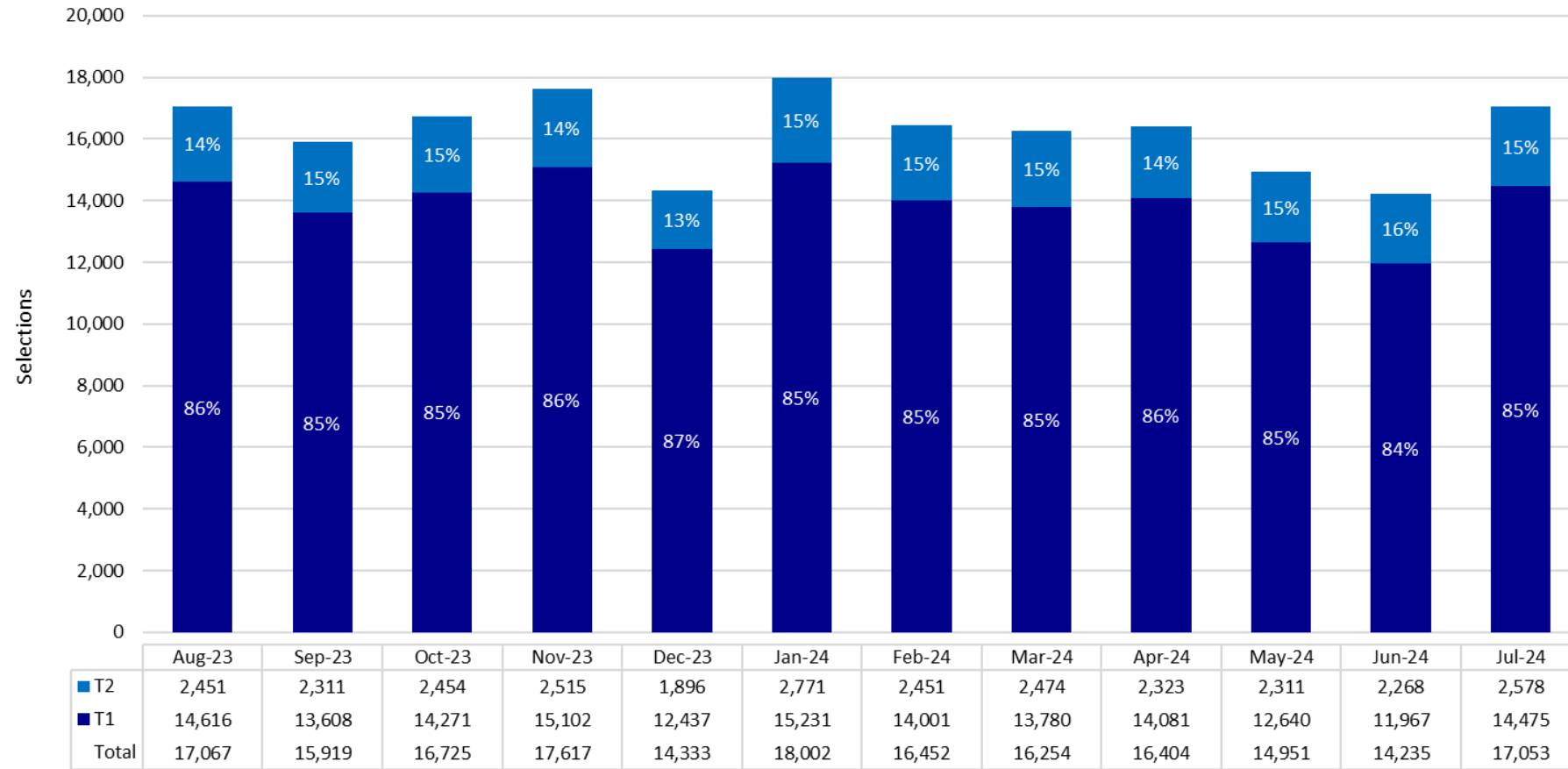
- 565 searches in July 2024 resulting in the selection of an MRO
- 1053 searches resulting in the selection of a Direct Medical Expert (DME)
- 96% of DME selections were for GPs
- 3.5% of DME selections were for physiotherapists

Total Represented Searches and Selections-August 2023 to July 2024

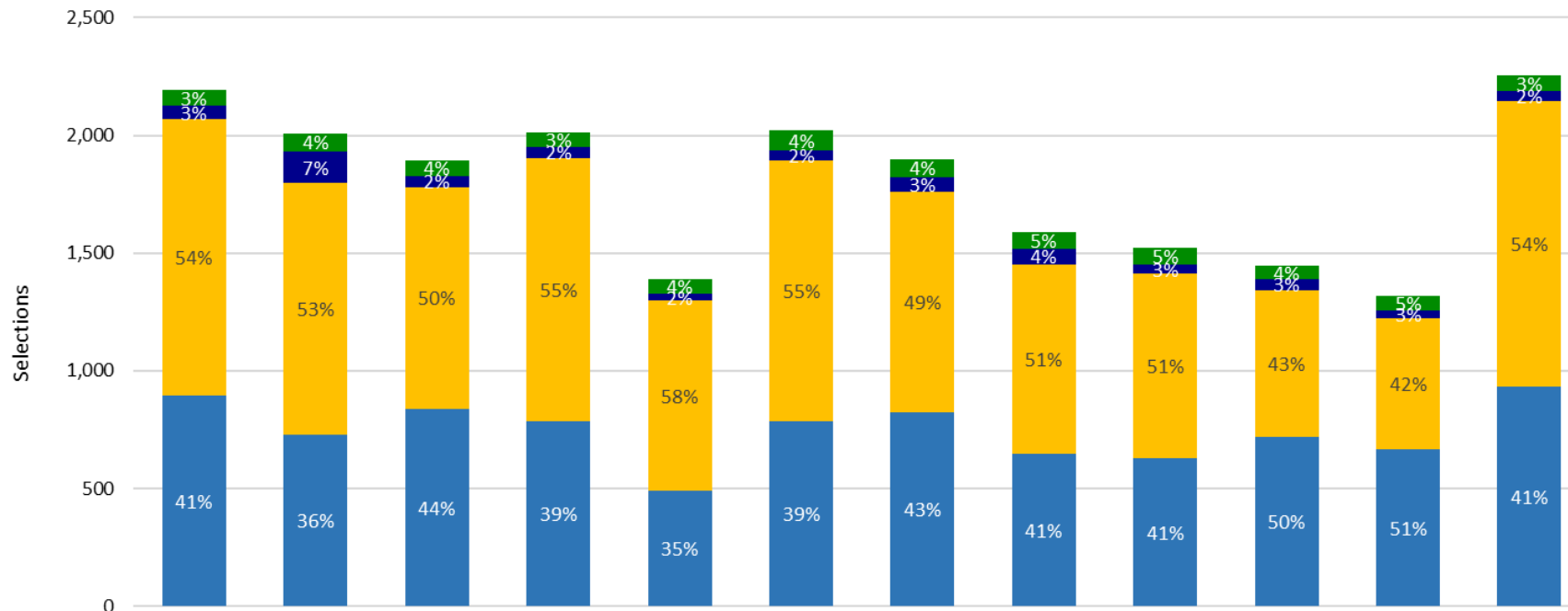


	Aug-23	Sep-23	Oct-23	Nov-23	Dec-23	Jan-24	Feb-24	Mar-24	Apr-24	May-24	Jun-24	Jul-24
No Selection	381	371	367	418	253	433	358	359	462	309	508	463
DMEs	2,191	2,008	1,894	2,013	1,389	2,023	1,899	1,591	1,521	1,444	1,318	2,252
MROs	17,067	15,919	16,725	17,617	14,333	18,002	16,452	16,254	16,404	14,951	14,235	17,053
Total Searches	19,639	18,298	18,986	20,048	15,975	20,458	18,709	18,204	18,387	16,704	16,061	19,768

Represented MRO Selections by Tier Type-August 2023 to July 2024

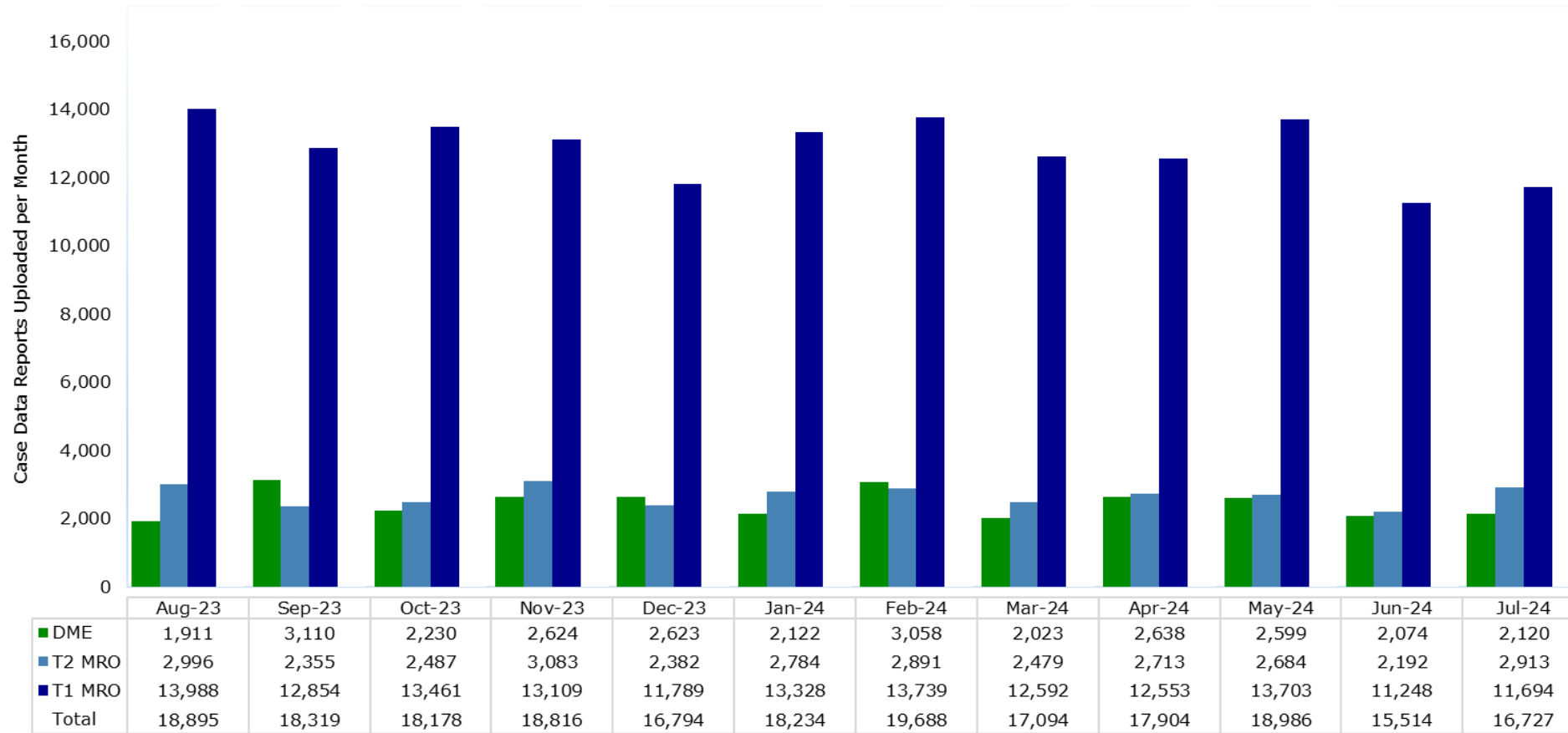


Represented Selections of Direct Medical Experts by Specialism August 2023 to July 2024



	Aug-23	Sep-23	Oct-23	Nov-23	Dec-23	Jan-24	Feb-24	Mar-24	Apr-24	May-24	Jun-24	Jul-24
■ Consultant Orth. Surgery	67	75	67	61	60	89	75	73	70	53	62	65
■ Consultant AE Medicine	56	137	46	50	32	40	65	65	39	47	35	43
■ Physiotherapist	1,173	1,065	943	1,116	805	1,109	937	806	781	625	553	1,213
■ General Practitioner	895	731	838	786	492	785	822	647	631	719	668	931
Total	2,191	2,008	1,894	2,013	1,389	2,023	1,899	1,591	1,521	1,444	1,318	2,252

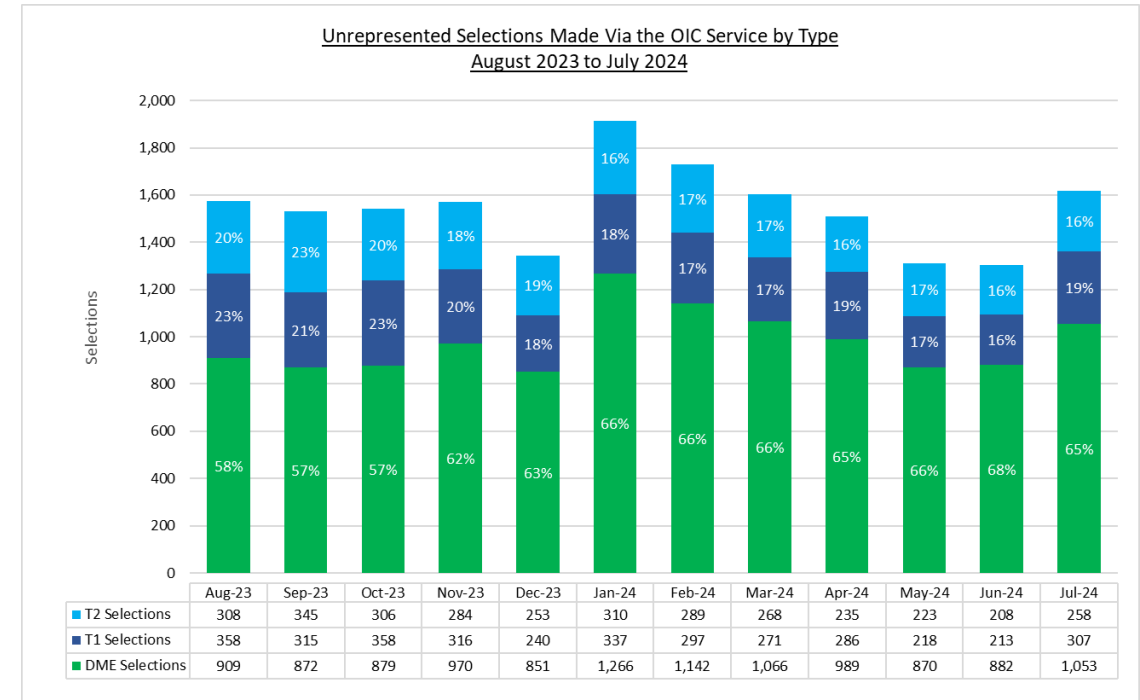
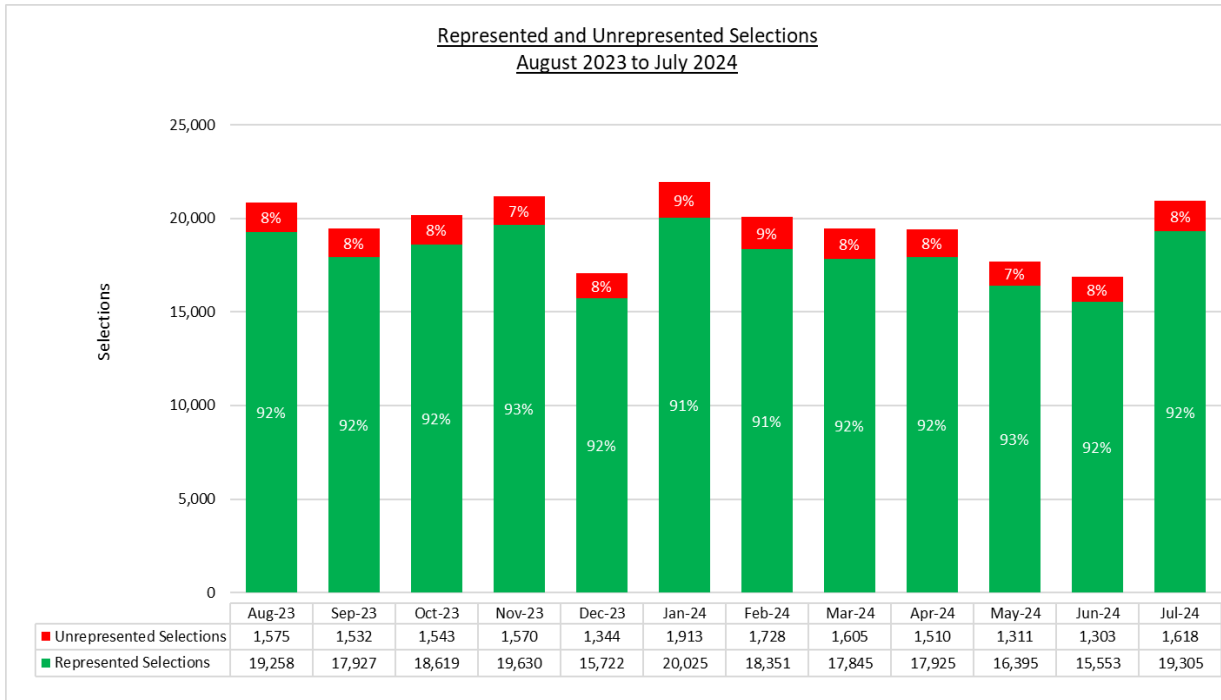
Case Reports Uploaded by Month-August 2023 to July 2024



Unrepresented Selections via Official Injury Claims

A total of 235,107 MedCo searches resulting in a selection of a medical report provider were made during the period August 2023 to July 2024. Of these 18,552 were made by unrepresented claimants via the OIC service.

During this period, unrepresented claimants selected a medical reporting organisation (MRO) to provide their medical report on 6,803 (37%) occasions and directly instructed medical experts (DMEs) 11,749 (63%) times.



Unrepresented DME Selections Made Via the OIC Service by Specialism
August 2023 to July 2024

