

MedCo Registration Solutions

MedCo Management Information

1st July 2024



Operational Medco Users June 2024

- 35 MROs
- 487 Operational, accredited Medical Experts
- 1,204 Authorised Users

Overview of Medco Activity for June 2024

92% of selections were for represented claims, with 8% being unrepresented via the Official Injury Claim Service

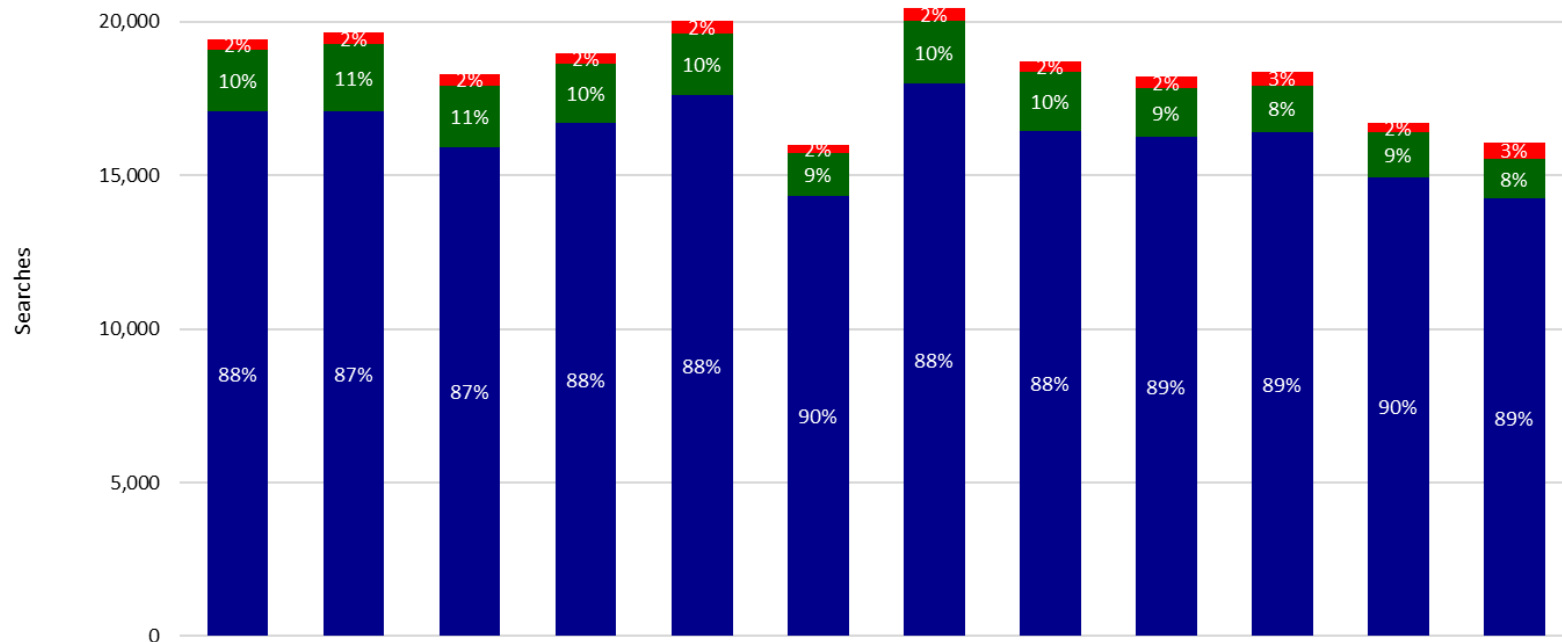
Searches and Selections-Represented Cases:

- 14,235 searches in June 2024 resulting in the selection of an MRO
- 1,318 searches resulting in the selection of a Direct Medical Expert (DME)
- 51% of DME selections were for GPs
- 42% of DME selections were for physiotherapists

Searches and Selections-Unrepresented Cases (using the Official Injury Claim Service):

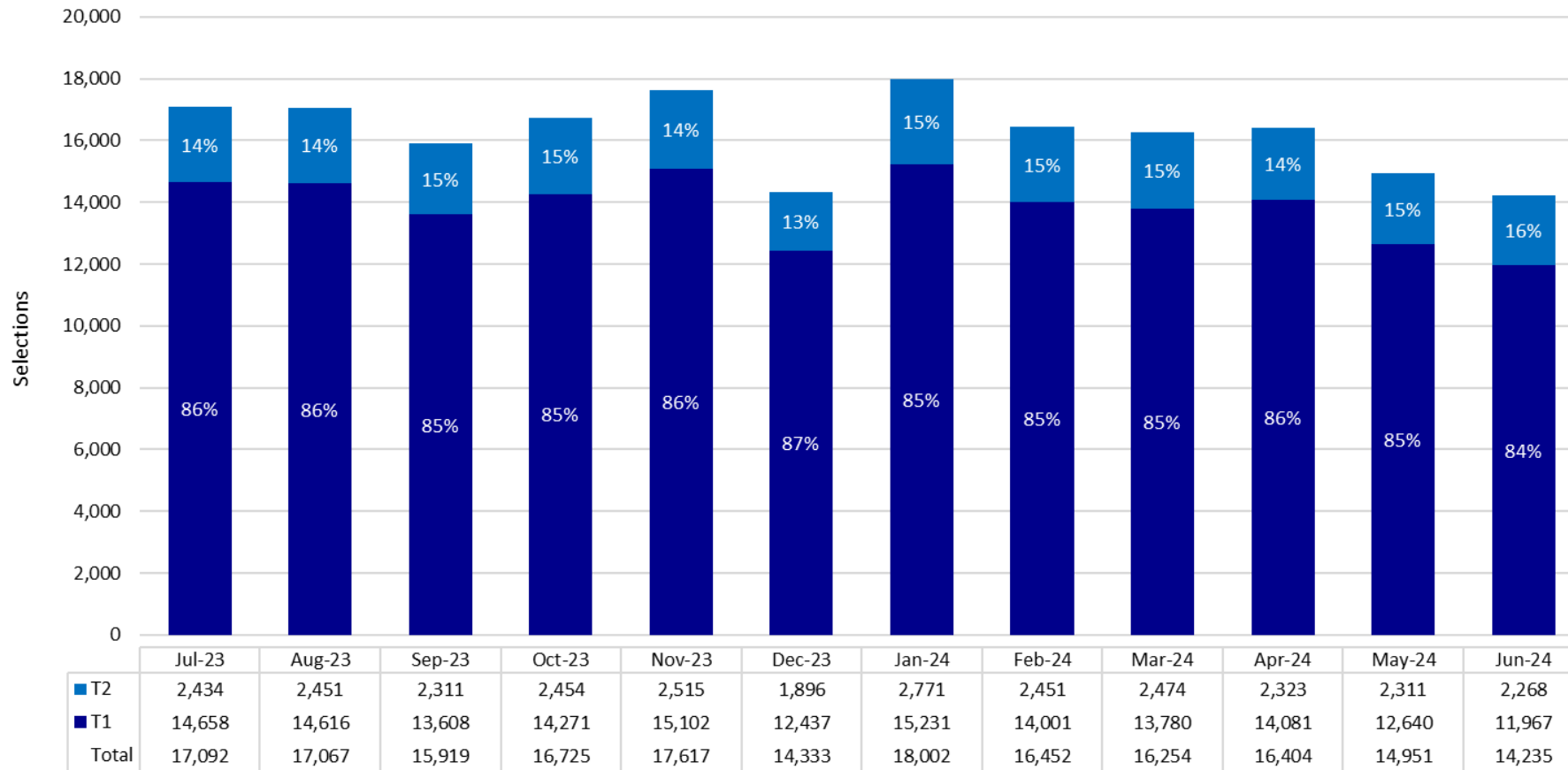
- 421 searches in June 2024 resulting in the selection of an MRO
- 882 searches resulting in the selection of a Direct Medical Expert (DME)
- 96% of DME selections were for GPs
- 3% of DME selections were for physiotherapists

Total Represented Searches and Selections-July 2023 to June 2024

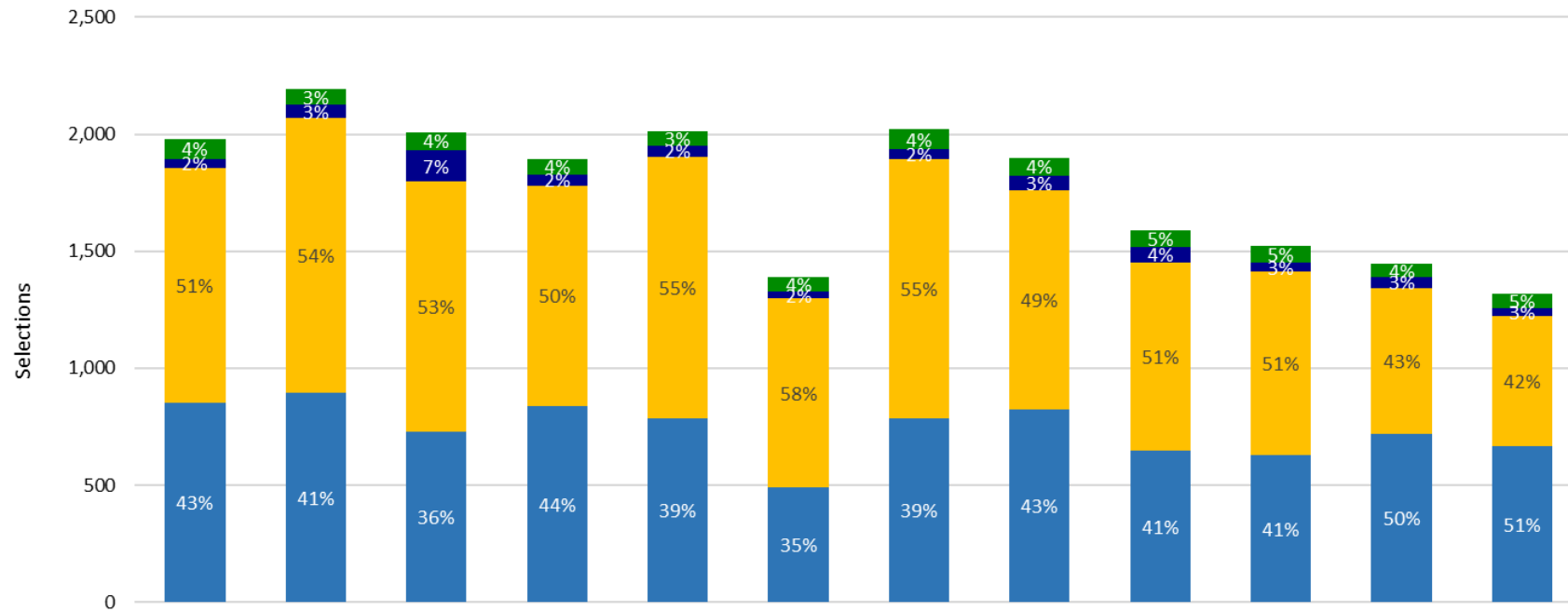


	Jul-23	Aug-23	Sep-23	Oct-23	Nov-23	Dec-23	Jan-24	Feb-24	Mar-24	Apr-24	May-24	Jun-24
No Selection	361	381	371	367	418	253	433	358	359	462	309	507
DMEs	1,981	2,191	2,008	1,894	2,013	1,389	2,023	1,899	1,591	1,521	1,444	1,318
MROs	17,092	17,067	15,919	16,725	17,617	14,333	18,002	16,452	16,254	16,404	14,951	14,235
Total Searches	19,434	19,639	18,298	18,986	20,048	15,975	20,458	18,709	18,204	18,387	16,704	16,060

Represented MRO Selections by Tier Type-July 2023 to June 2024

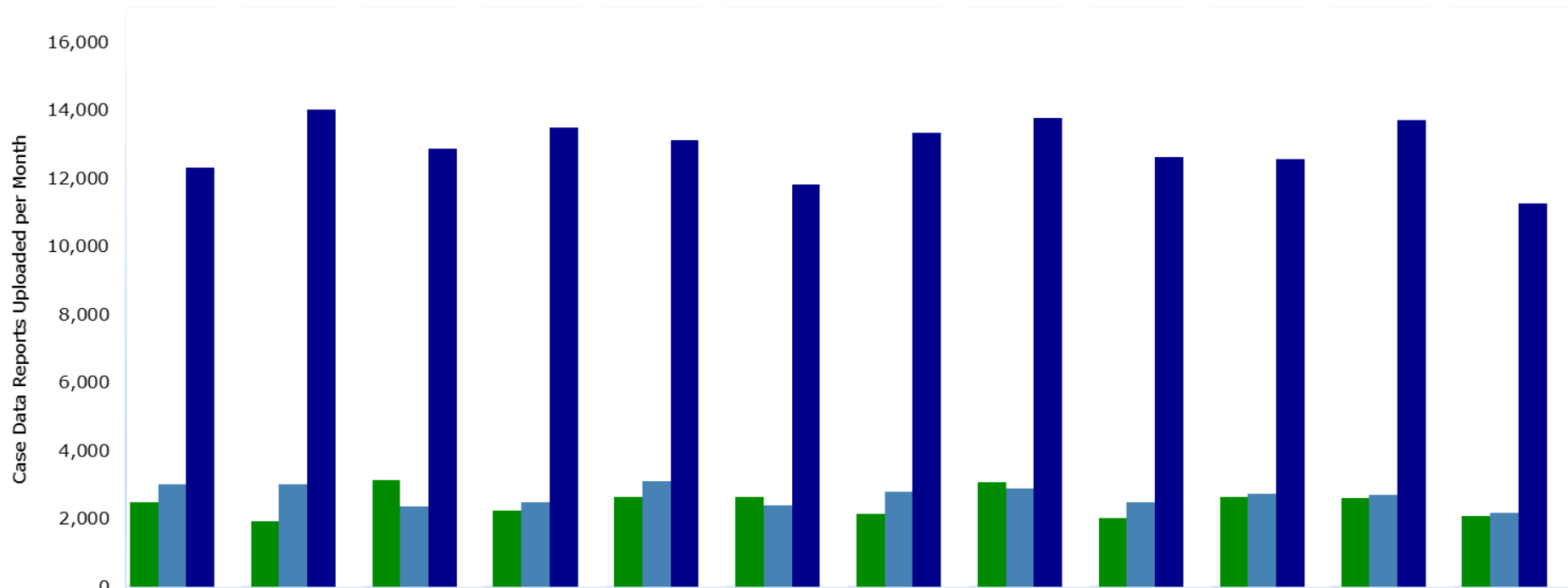


Represented Selections of Direct Medical Experts by Specialism
July 2023 to June 2024



	Jul-23	Aug-23	Sep-23	Oct-23	Nov-23	Dec-23	Jan-24	Feb-24	Mar-24	Apr-24	May-24	Jun-24
■ Consultant Orth. Surgery	86	67	75	67	61	60	89	75	73	70	53	62
■ Consultant AE Medicine	38	56	137	46	50	32	40	65	65	39	47	35
■ Physiotherapist	1,006	1,173	1,065	943	1,116	805	1,109	937	806	781	625	553
■ General Practitioner	851	895	731	838	786	492	785	822	647	631	719	668
Total	1,981	2,191	2,008	1,894	2,013	1,389	2,023	1,899	1,591	1,521	1,444	1,318

Case Reports Uploaded by Month-July 2023 to June 2024

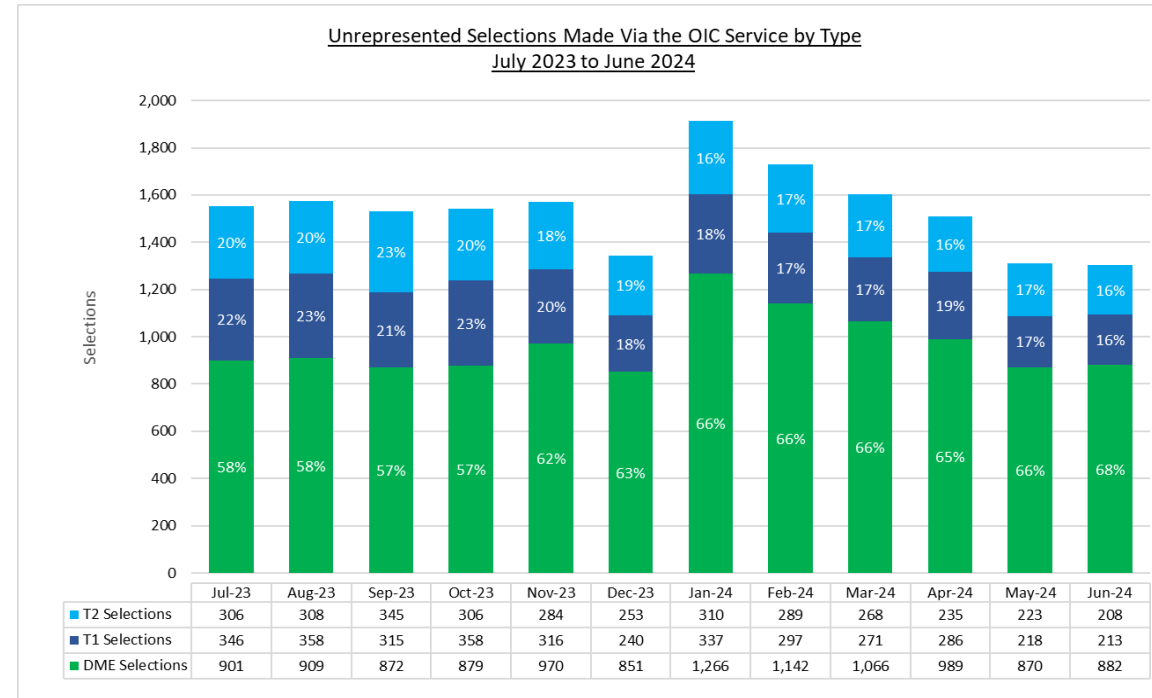
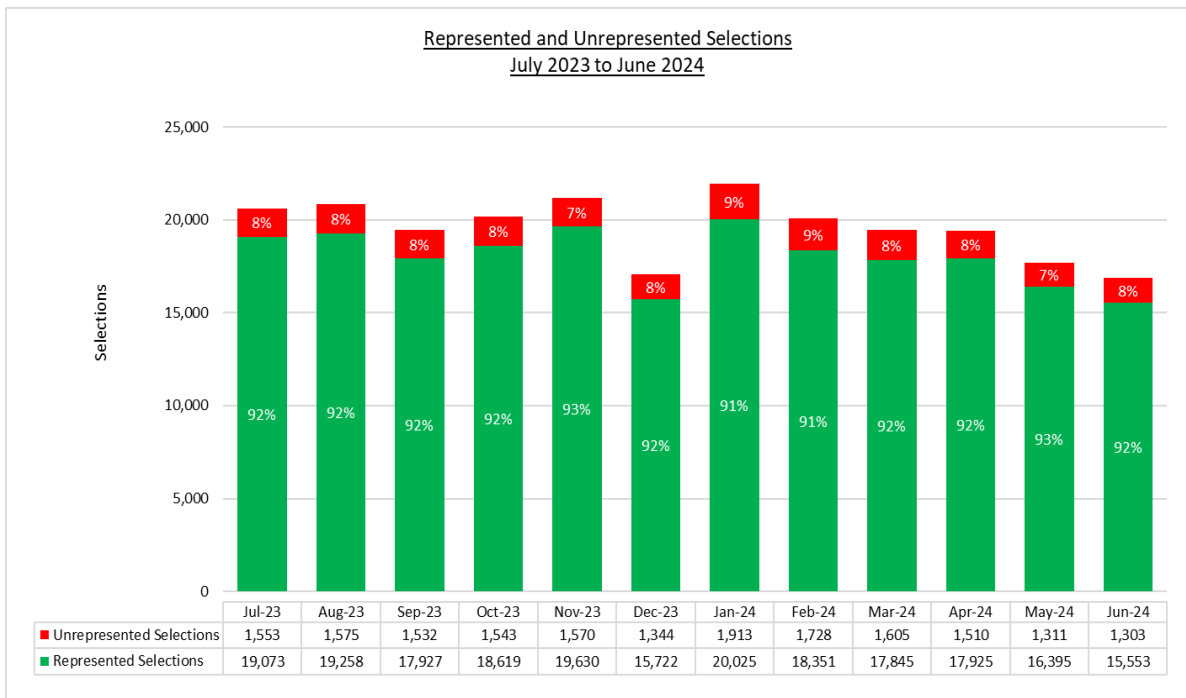


	Jul-23	Aug-23	Sep-23	Oct-23	Nov-23	Dec-23	Jan-24	Feb-24	Mar-24	Apr-24	May-24	Jun-24
■ DME	2,487	1,911	3,110	2,230	2,624	2,623	2,122	3,058	2,023	2,638	2,599	2,064
■ T2 MRO	2,989	2,996	2,355	2,487	3,083	2,382	2,784	2,891	2,479	2,713	2,684	2,171
■ T1 MRO	12,299	13,988	12,854	13,461	13,109	11,789	13,328	13,739	12,592	12,553	13,703	11,248
Total	17,775	18,895	18,319	18,178	18,816	16,794	18,234	19,688	17,094	17,904	18,986	15,483

Unrepresented Selections via Official Injury Claims

A total of 234,810 MedCo searches resulting in a selection of a medical report provider were made during the period July 2023 to June 2024. Of these 18,487 were made by unrepresented claimants via the OIC service.

During this period, unrepresented claimants selected a medical reporting organisation (MRO) to provide their medical report on 6,890 (37%) occasions and directly instructed medical experts (DMEs) 11,597 (63%) times.



Unrepresented DME Selections Made Via the OIC Service by Specialism
July 2023 to June 2024

