

# MedCo Registration Solutions

MedCo Management Information

1<sup>st</sup> February 2024



### **Operational Medco Users January 2024**

- 36 MROs
- 518 Operational, accredited Medical Experts
- 1,254 Authorised Users

### **Overview of Medco Activity for January 2024**

91% of selections were for represented claims, with 9% being unrepresented via the Official Injury Claim Service

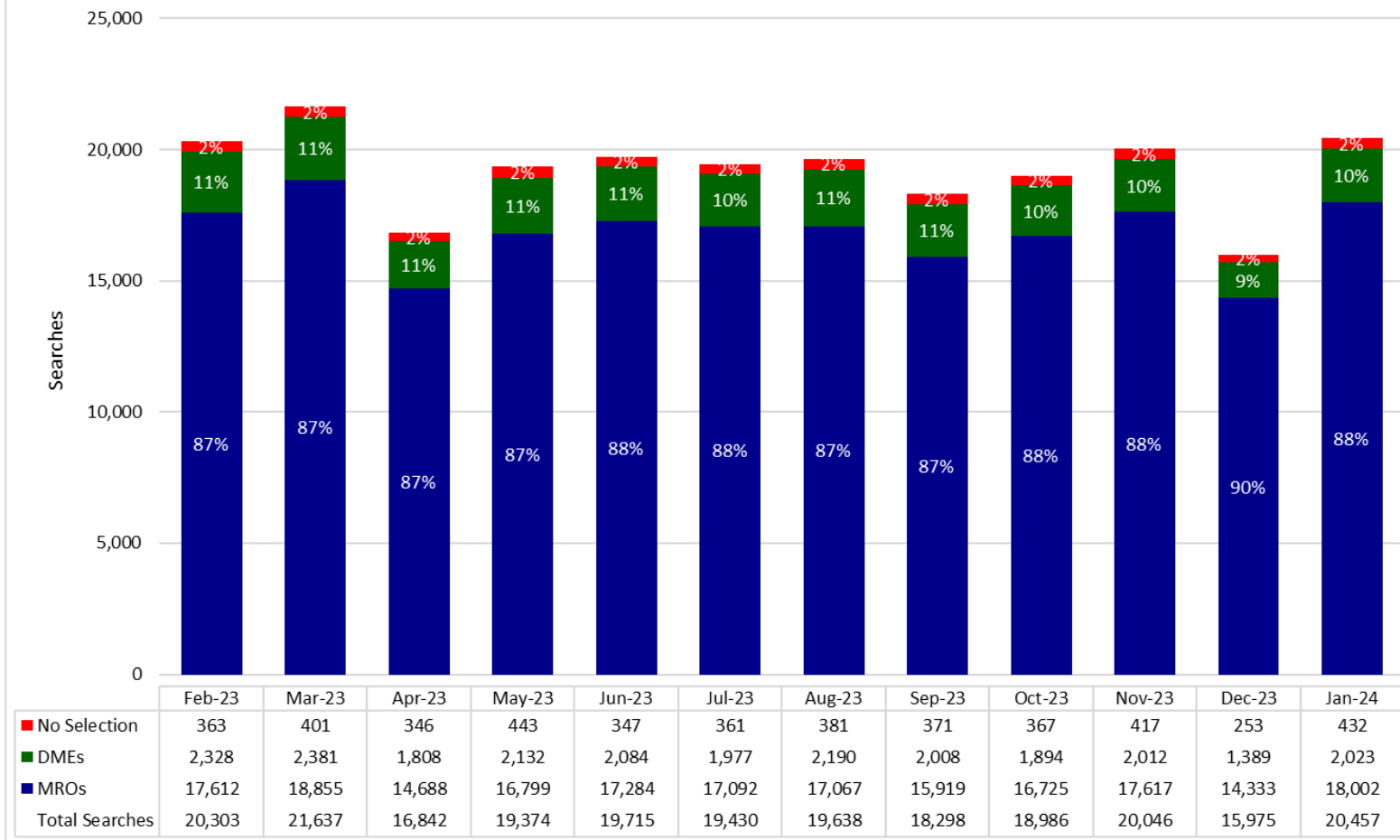
#### **Searches and Selections-Represented Cases:**

- 18,002 searches in January 2024 resulting in the selection of an MRO
- 2,023 searches resulting in the selection of a Direct Medical Expert (DME)
- 39% of DME selections were for GPs
- 55% of DME selections were for physiotherapists

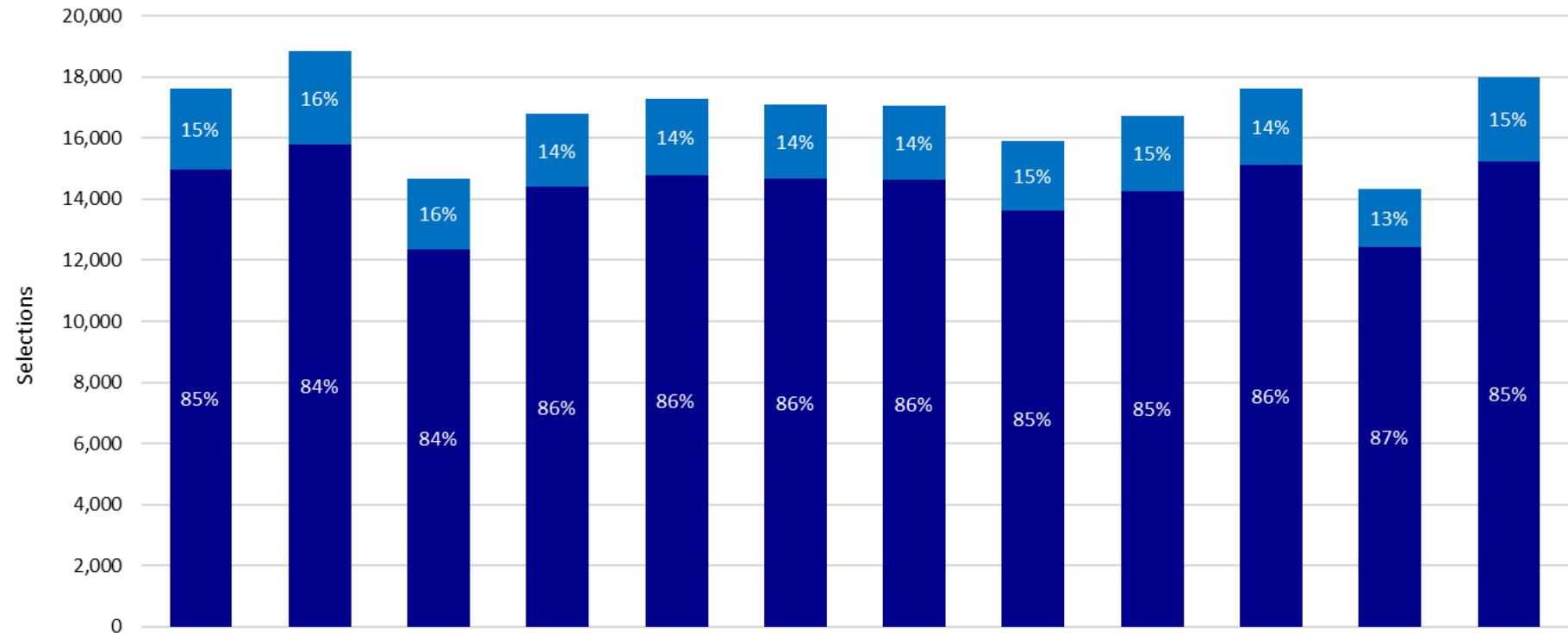
#### **Searches and Selections-Unrepresented Cases (using the Official Injury Claim Service):**

- 647 searches in January 2024 resulting in the selection of an MRO
- 1,266 searches resulting in the selection of a Direct Medical Expert (DME)
- 96% of DME selections were for GPs
- 3% of DME selections were for physiotherapists

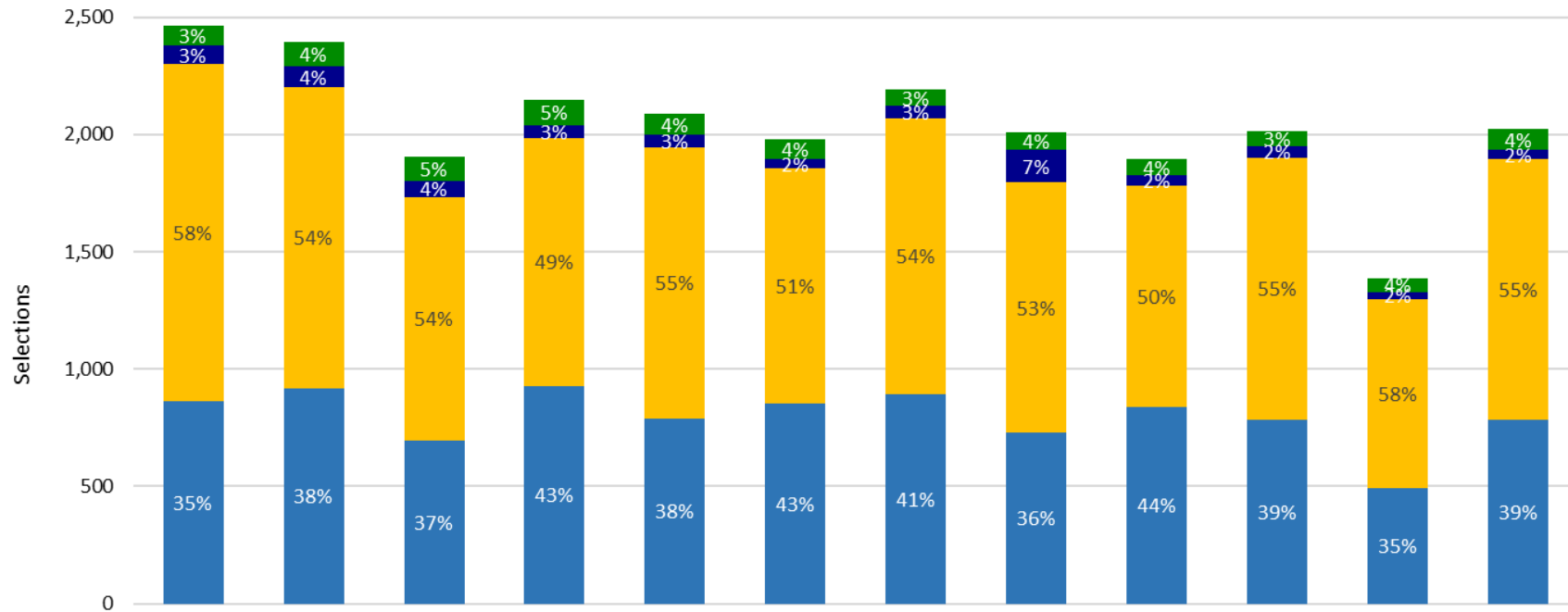
### Total Represented Searches and Selections-February 2023 to January 2024



**Represented MRO Selections by Tier Type-February 2023 to January 2024**

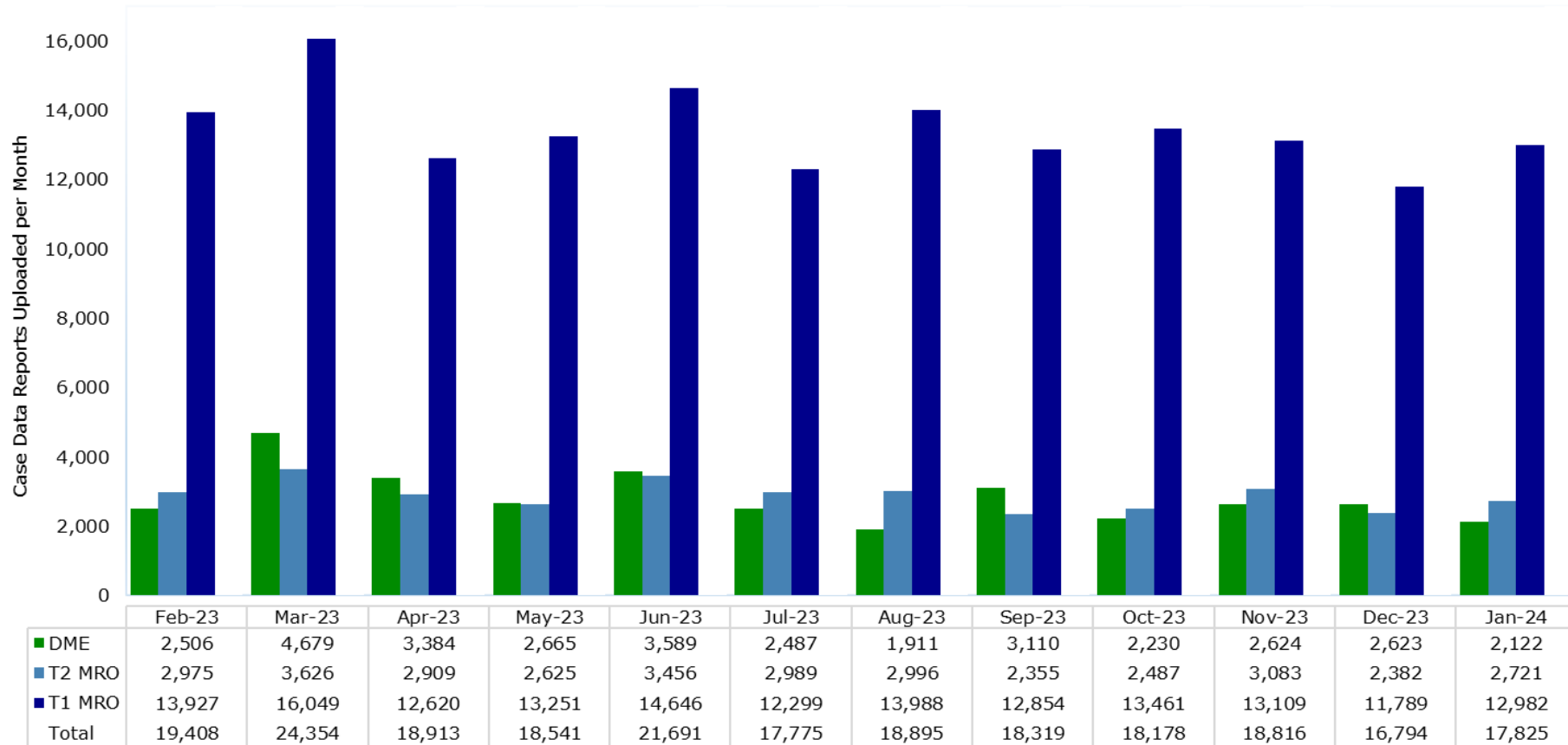


### Represented Selections of Direct Medical Experts by Specialism February 2023 to January 2024



	Feb-23	Mar-23	Apr-23	May-23	Jun-23	Jul-23	Aug-23	Sep-23	Oct-23	Nov-23	Dec-23	Jan-24
■ Consultant Orth. Surgery	83	106	100	108	85	86	67	75	67	61	60	89
■ Consultant AE Medicine	82	87	70	55	54	38	56	137	46	50	32	40
■ Physiotherapist	1,438	1,284	1,036	1,058	1,157	1,006	1,173	1,065	943	1,116	805	1,109
■ General Practitioner	861	919	697	928	790	851	895	731	838	786	492	785
<b>Total</b>	<b>2,464</b>	<b>2,396</b>	<b>1,903</b>	<b>2,149</b>	<b>2,086</b>	<b>1,981</b>	<b>2,191</b>	<b>2,008</b>	<b>1,894</b>	<b>2,013</b>	<b>1,389</b>	<b>2,023</b>

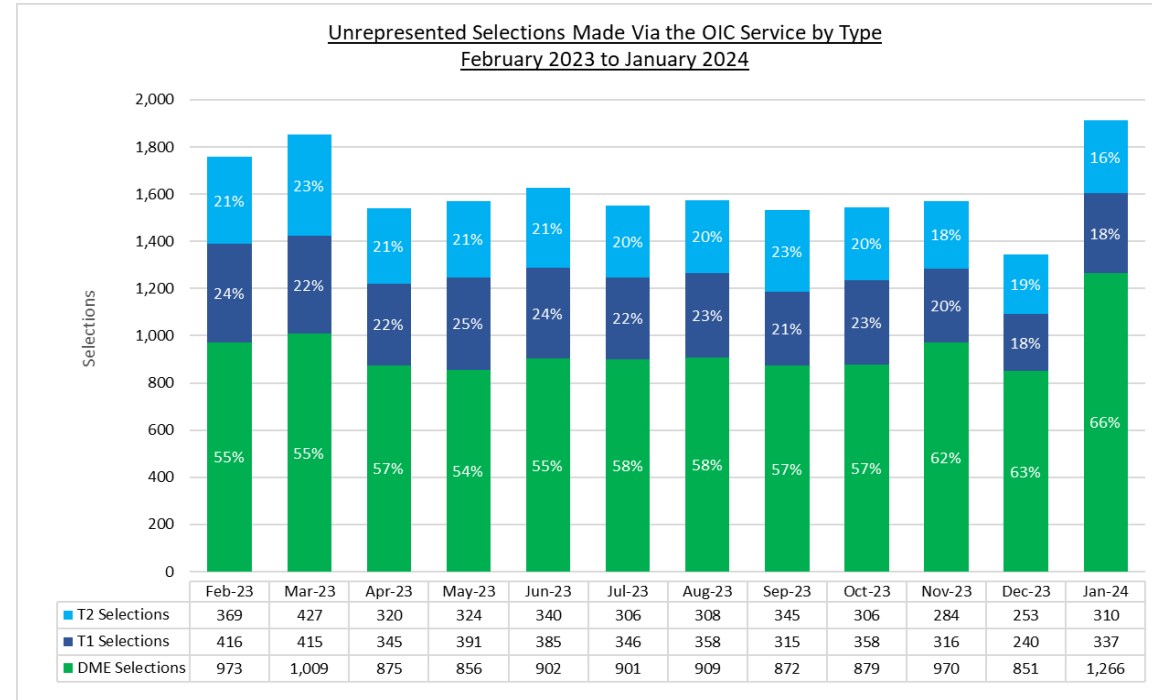
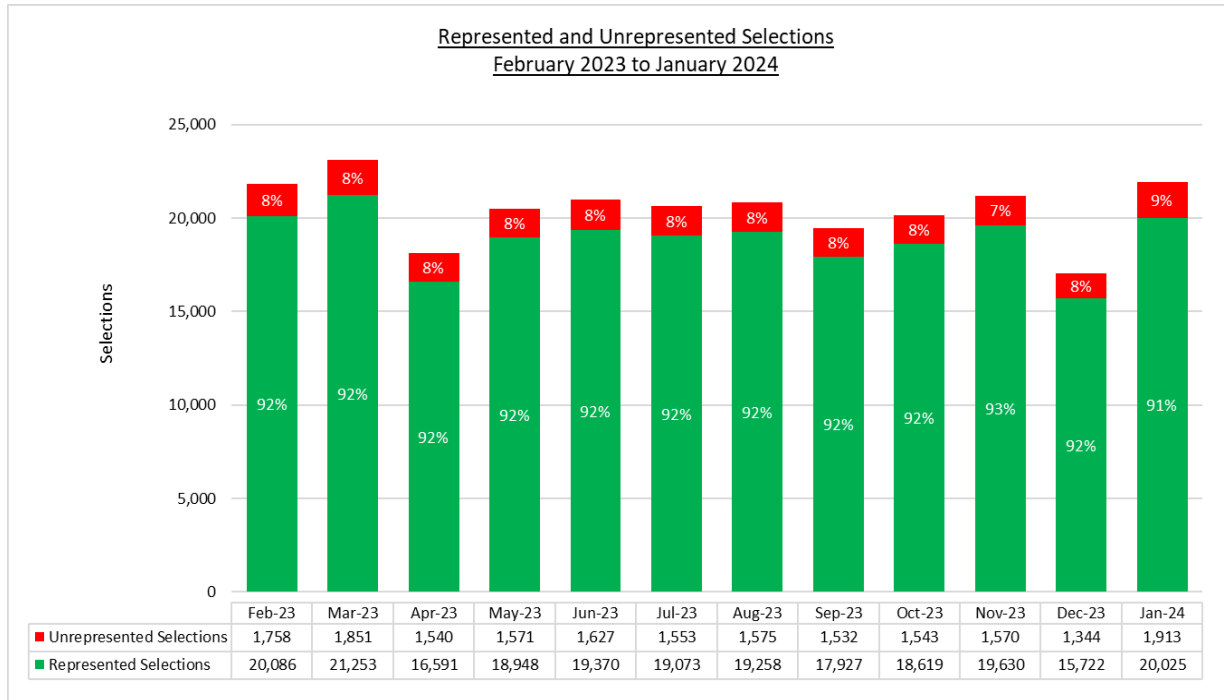
### Case Reports Uploaded by Month-February 2023 to January 2024



## Unrepresented Selections via Official Injury Claims

A total of 245,879 MedCo searches resulting in a selection of a medical report provider were made during the period February 2023 to January 2024. Of these 19,377 were made by unrepresented claimants via the OIC service.

During this period, unrepresented claimants selected a medical reporting organisation (MRO) to provide their medical report on **8,114 (42%)** occasions and directly instructed medical experts (DMEs) **11,263 (58%)** times.



Unrepresented DME Selections Made Via the OIC Service by Specialism  
February 2023 to January 2024

