

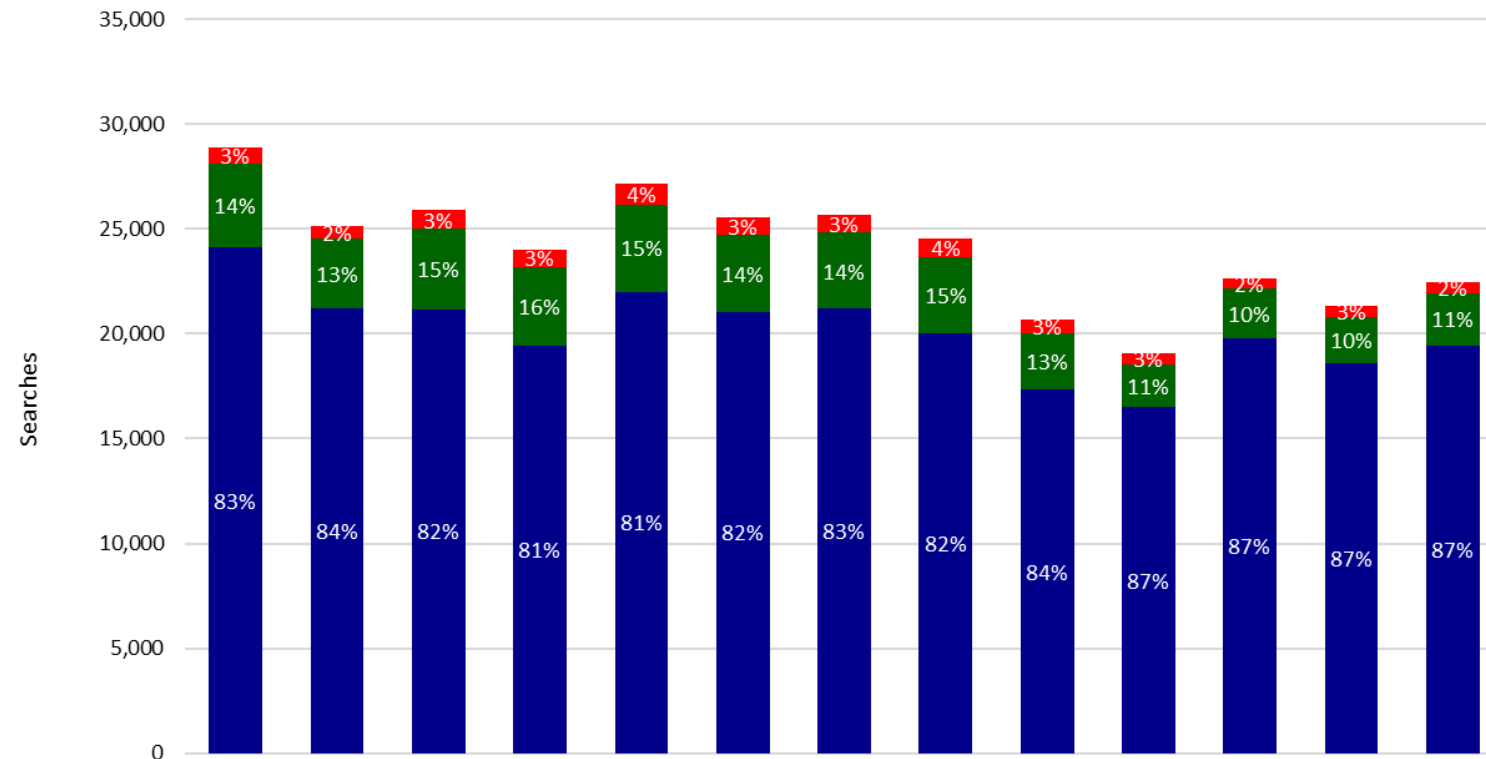
MedCo Registration Solutions

MedCo Management Information

Including the period - Sept, Oct, Nov 2021

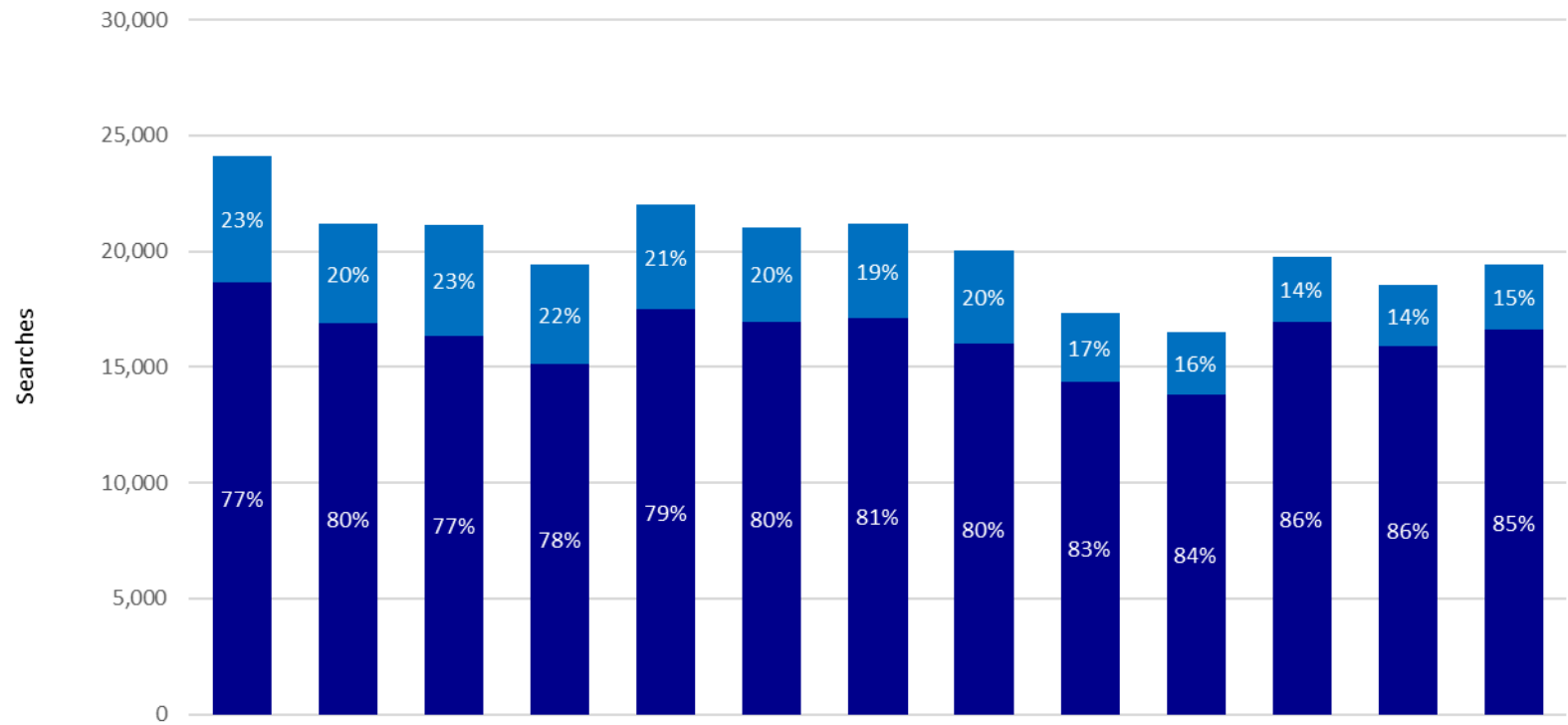


Total Represented Searches and Selections-November 2020 to November 2021



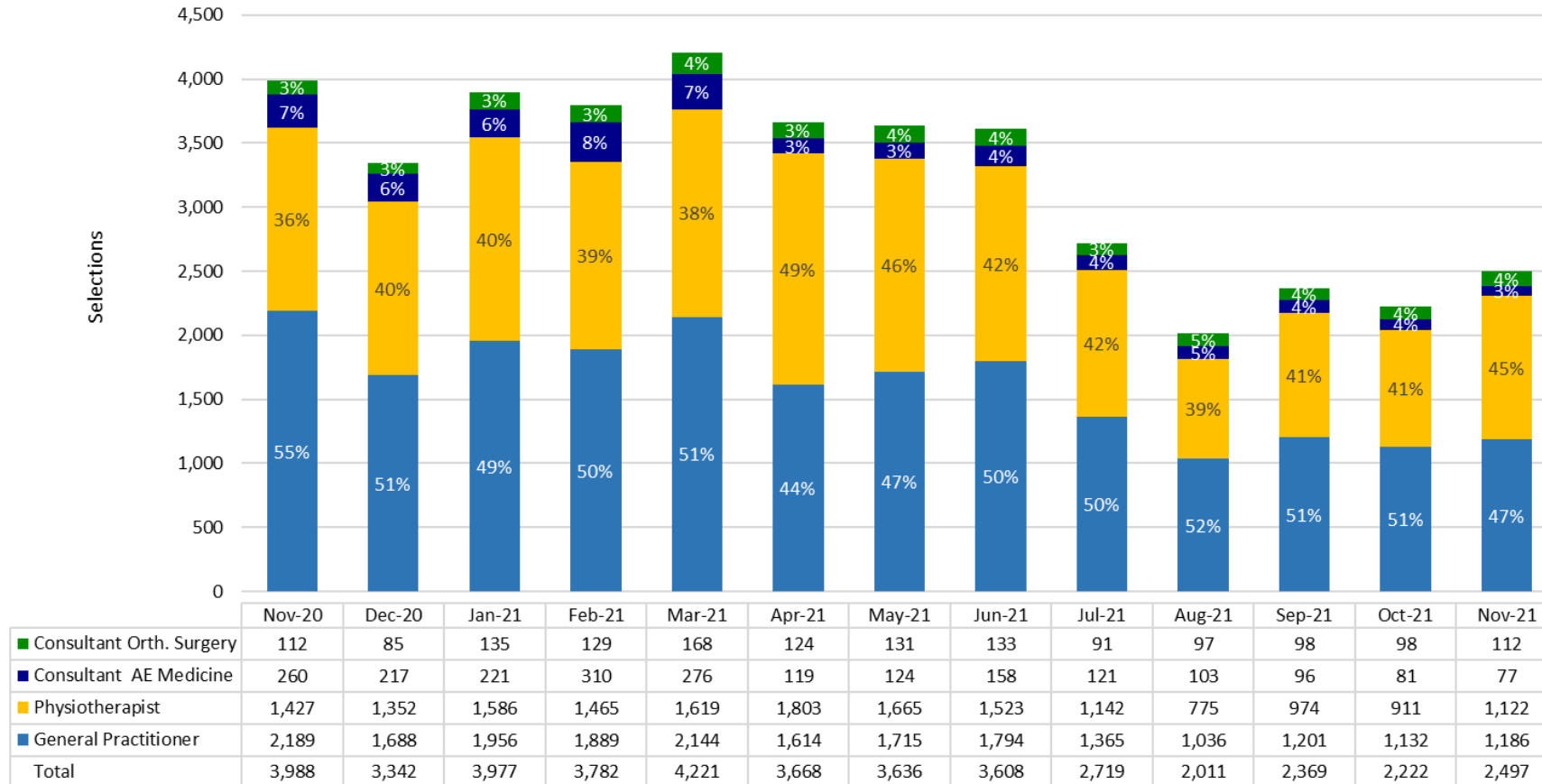
	Nov-20	Dec-20	Jan-21	Feb-21	Mar-21	Apr-21	May-21	Jun-21	Jul-21	Aug-21	Sep-21	Oct-21	Nov-21
No Selection	807	614	885	802	988	854	851	932	647	552	480	550	504
DMEs	3,988	3,342	3,843	3,751	4,172	3,646	3,626	3,598	2,714	2,008	2,365	2,219	2,495
MROs	24,095	21,182	21,148	19,444	21,994	21,042	21,181	20,030	17,332	16,505	19,779	18,566	19,450
Total	28,890	25,138	25,931	24,039	27,189	25,556	25,667	24,570	20,698	19,068	22,628	21,338	22,451

Represented MRO Selections by Tier Type-November 2020 to November 2021

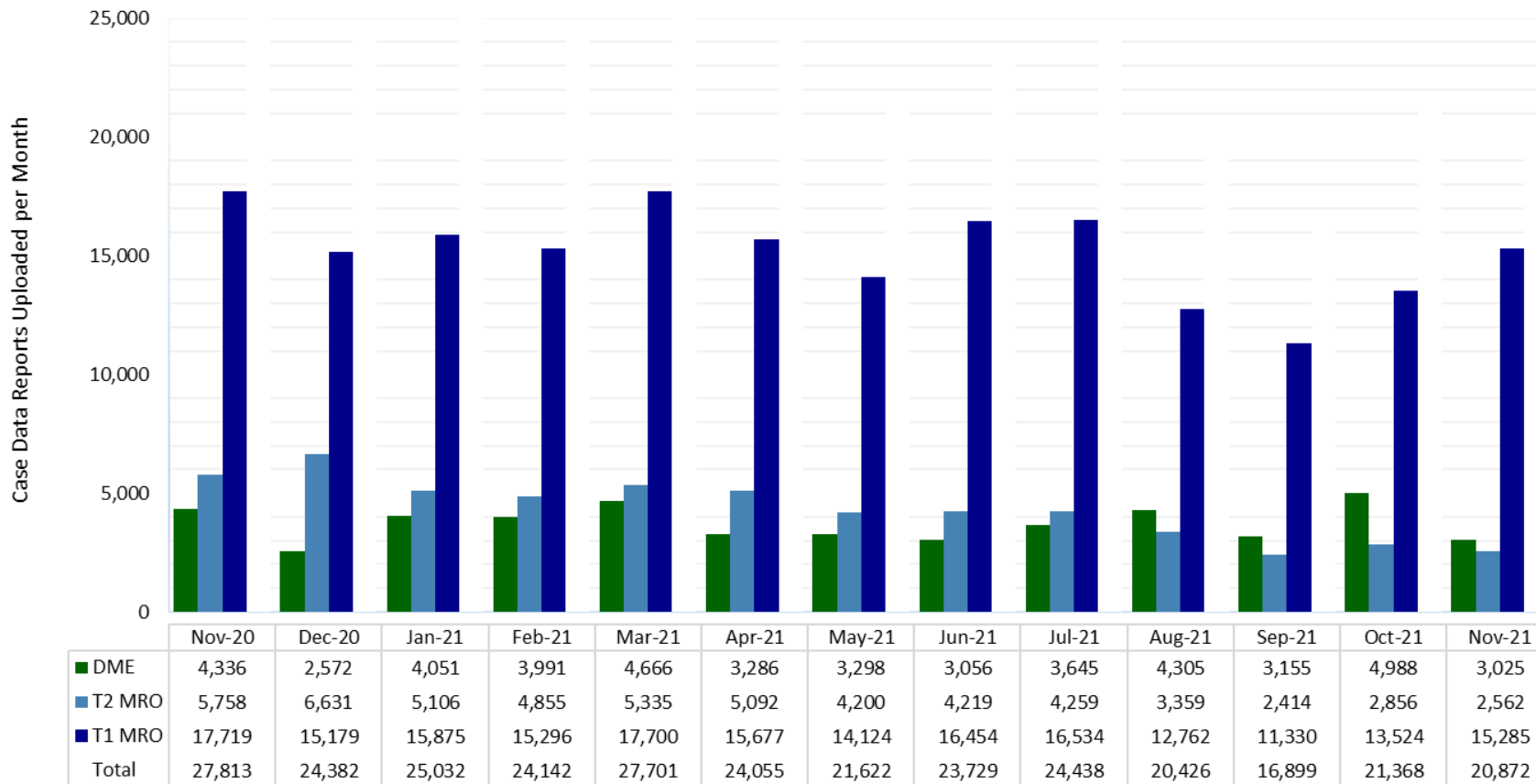


	Nov-20	Dec-20	Jan-21	Feb-21	Mar-21	Apr-21	May-21	Jun-21	Jul-21	Aug-21	Sep-21	Oct-21	Nov-21
■ T2	5,445	4,310	4,804	4,334	4,522	4,106	4,057	4,010	3,001	2,722	2,847	2,685	2,847
■ T1	18,650	16,872	16,344	15,110	17,472	16,936	17,124	16,020	14,331	13,783	16,932	15,881	16,603
Total	24,095	21,182	21,148	19,444	21,994	21,042	21,181	20,030	17,332	16,505	19,779	18,566	19,450

Represented Selections of Medical Experts by Specialism-November 2020 to November 2021



Case Data Reports Uploaded per Month-November 2020 to November 2021



Unrepresented Selections via Official Injury Claims

A total of 68,299 MedCo searches resulting in a selection of a medical report provider were made during the period September to November 2021. Of these 3,436 were made by unrepresented claimants via the OIC service.

During this period, unrepresented claimants selected a medical reporting organisation (MRO) to provide their medical report on 1,523 (44%) occasions and directly instructed medical experts (DMEs) 1,913 (56%) times.

